

HARİKA BEYİNLER Tatilde,



Ne az, ne çok!!



Karne Kılıfı Hediye! 😊

EKONOMİK ✓ ZENGİN İÇERİK ✓ KALİTELİ ✓

WHATSAPP BİLGİ HATTI: 0 501 000 18 63

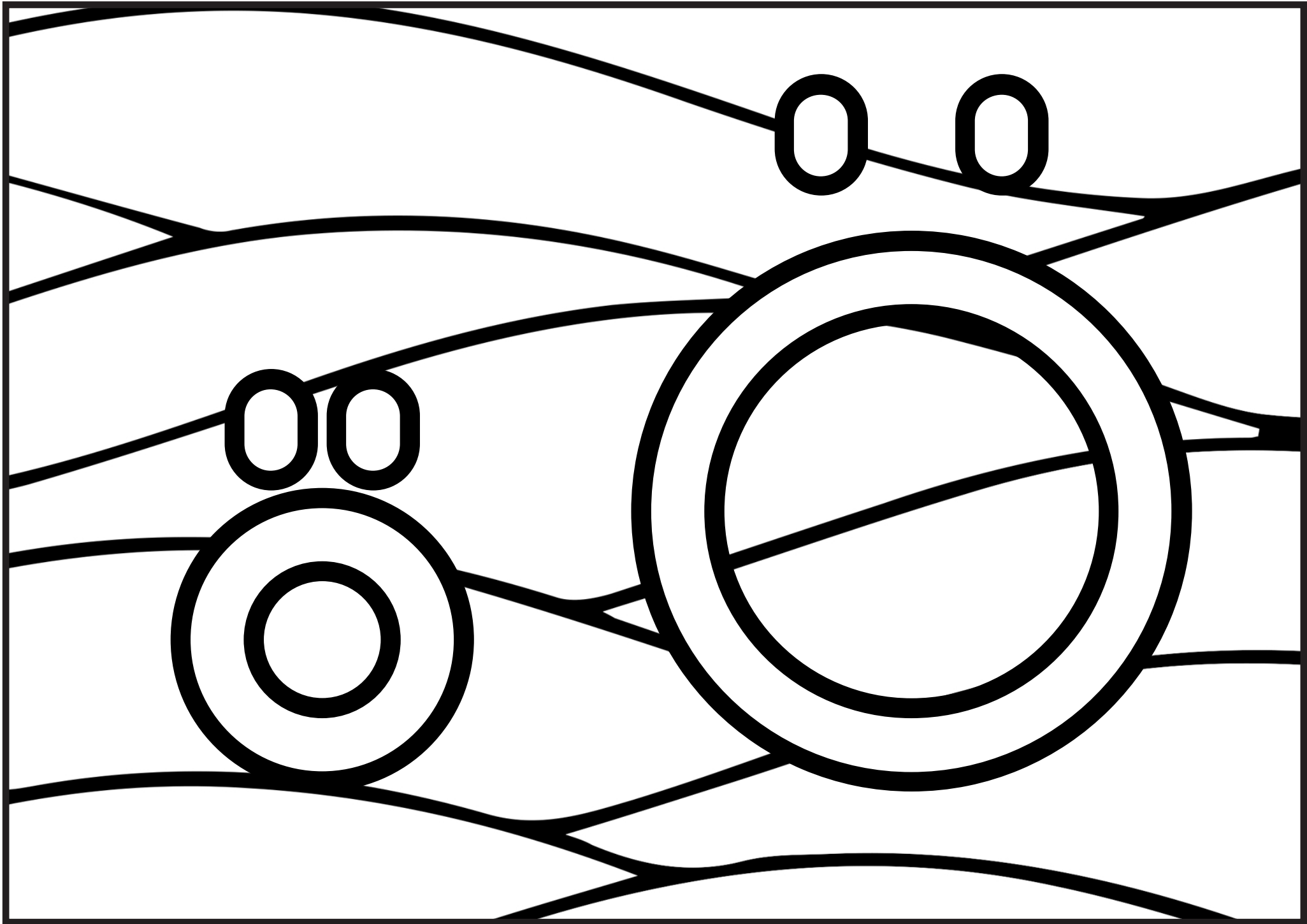



ilkokul1.com
yayınları


1. SINIF 2. DÖNEM SETLERİMİZ HAZIR!

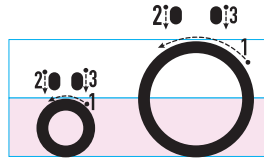
NE AZ,
NE ÇOK!





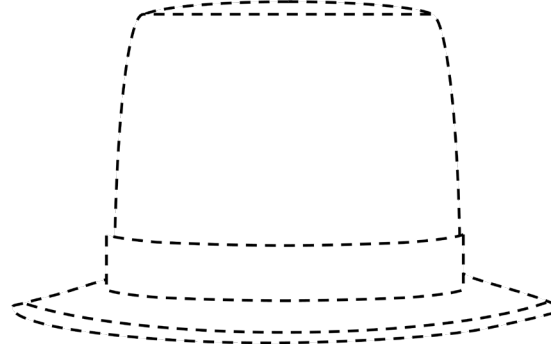
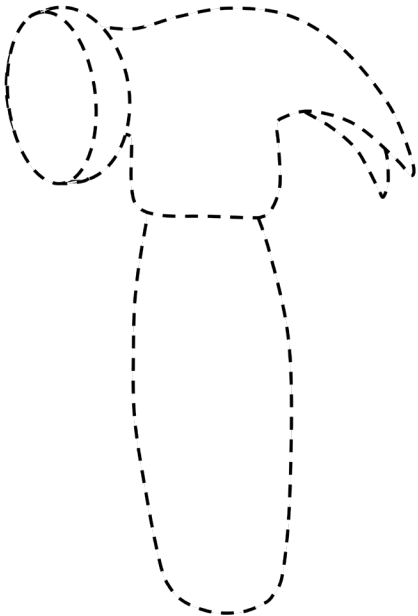
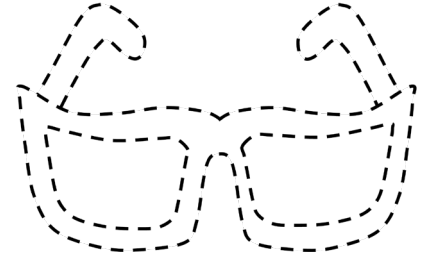
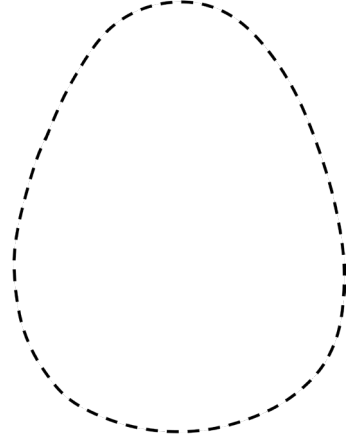
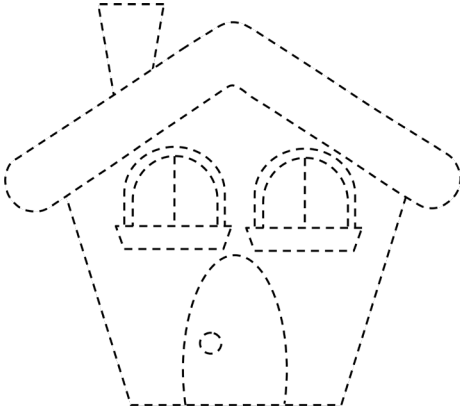
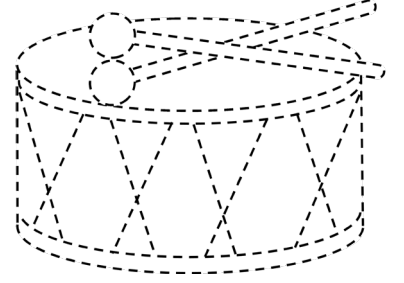




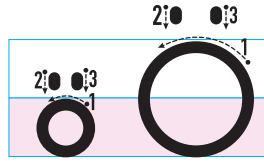






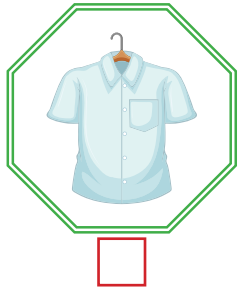



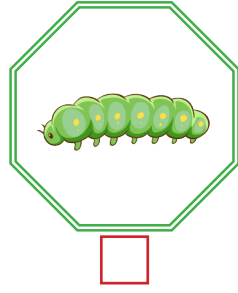


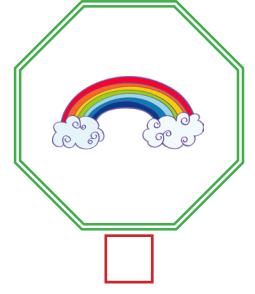
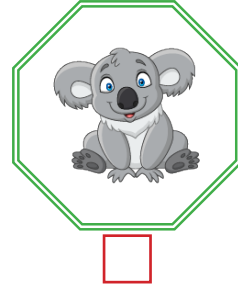

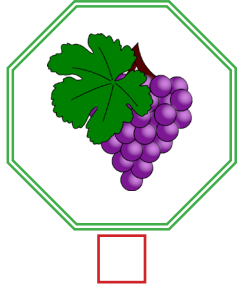
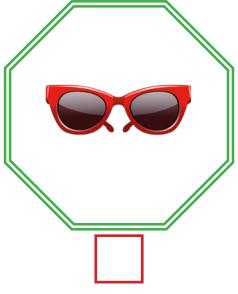


✓ Adında "ö" sesi olan görsellerdeki noktaları birleştirip görseli boyayalım.




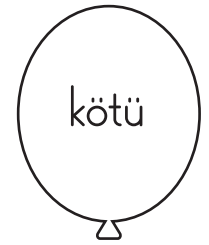




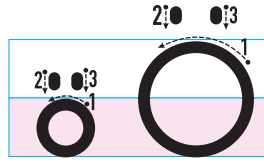


✓ Adında "ö" sesi olan varlıkları işaretleyelim.





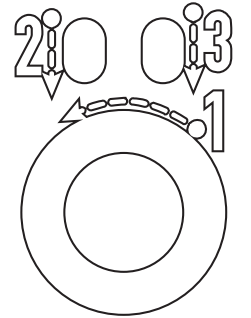


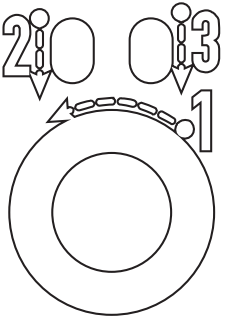




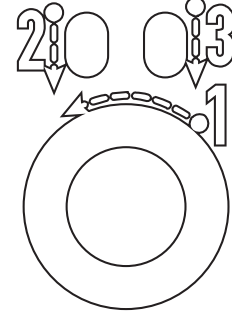




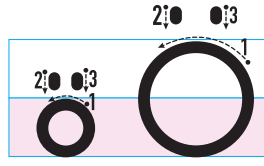
✓ Balonlardaki sözcükleri okuyalım. İçinde "ö" harfi bulunan sözcükleri boyayalım.



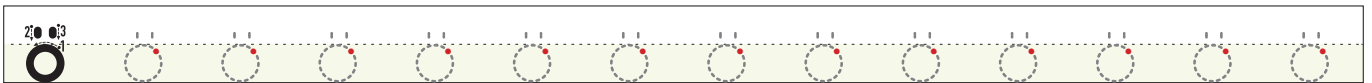
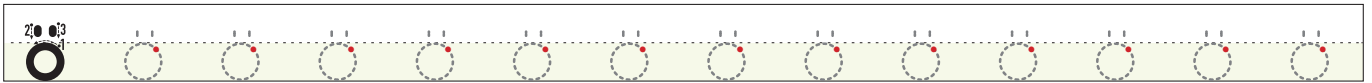
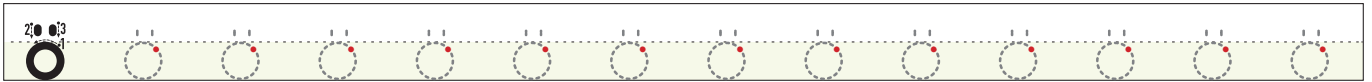
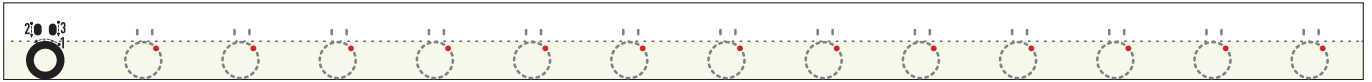
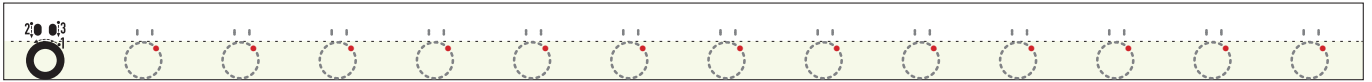


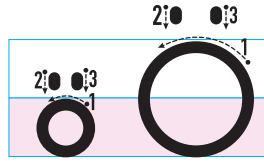
✓ Kalemleeri kullanarak 1 rakamının bulunduđu yerden başlamak şartıyla ok yönünde "ö" harflerini içinden çizerek örnekteki gibi yapalım.






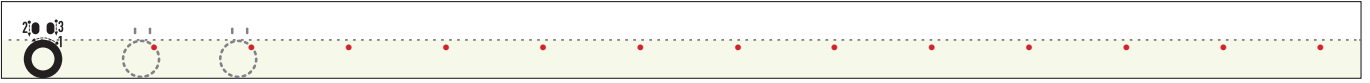





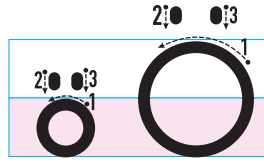
✓ "ö" harfini yazalım.





✓ "ö" harfini yazalım.





✓ Aşağıdaki satır dizgelerine “ö” harfini yazalım.

ö ö ö

ö ö ö

ö ö ö

ö ö ö

ö ö ö

ö ö ö

ö ö ö

ö ö ö

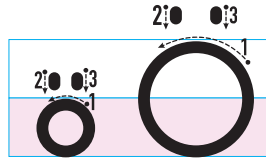
ö ö ö

ö ö ö

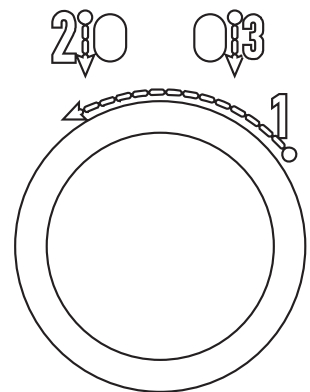
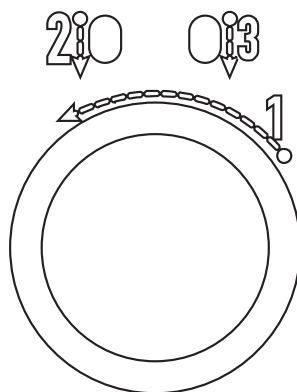
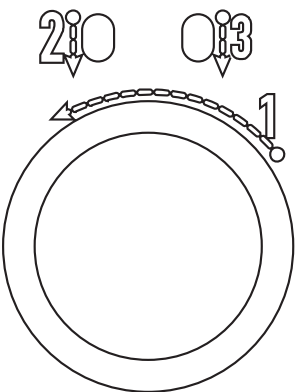
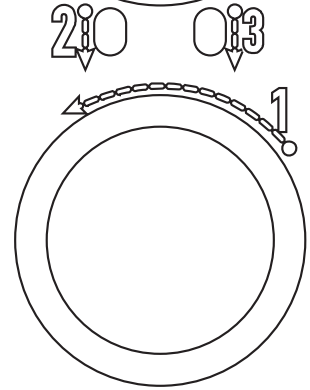
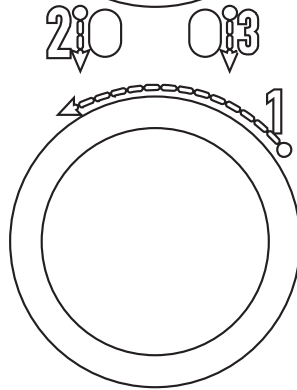
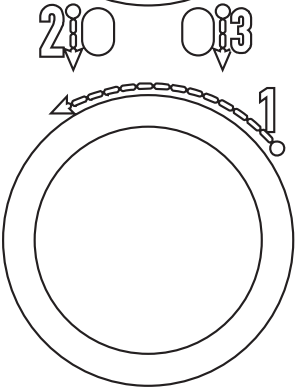
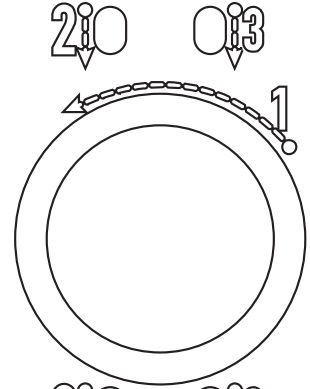
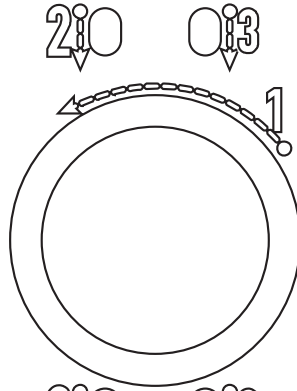
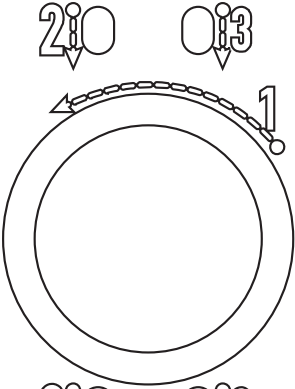
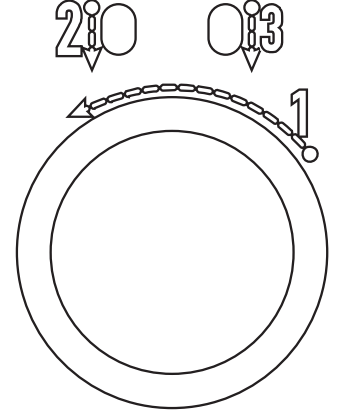

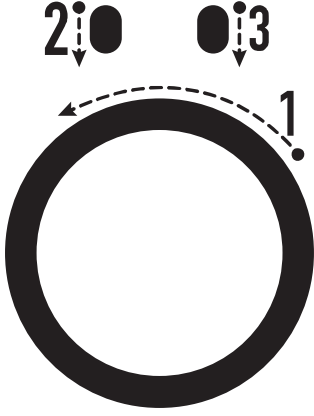
ö ö ö

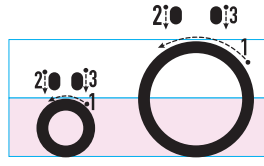
ö ö ö

ö ö ö



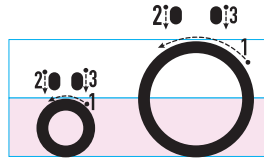
✓ Kalemleeri kullanarak 1 rakamının bulunduđu yerden başlamak şartıyla ok yönünde "Ö" harflerini içinden çizerek örnekteki gibi yapalım.



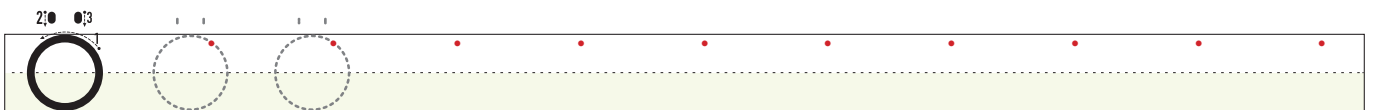
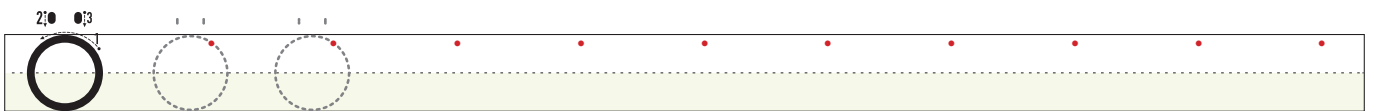
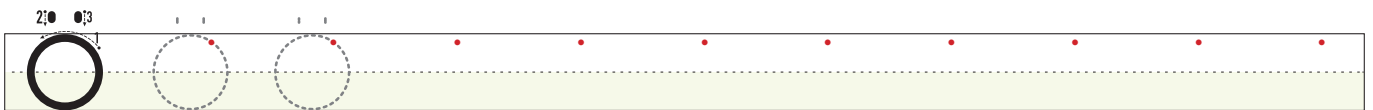
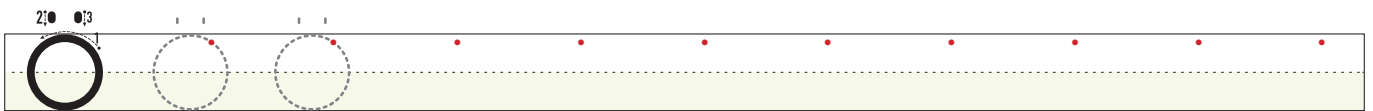
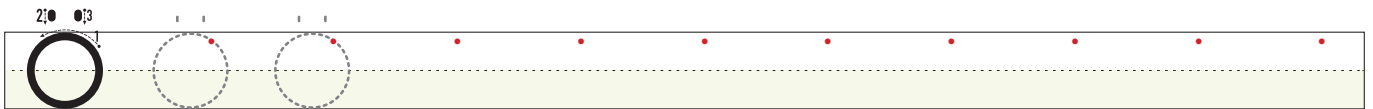
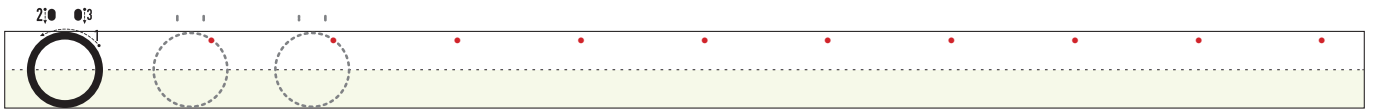
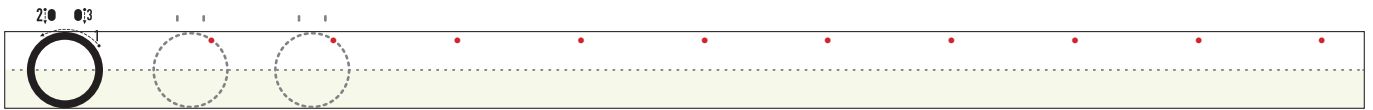
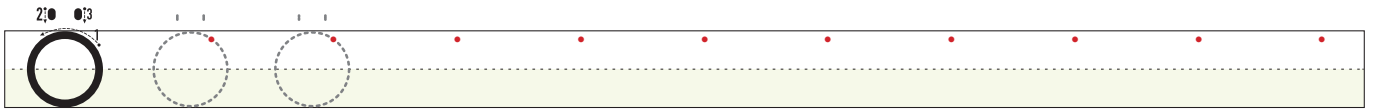
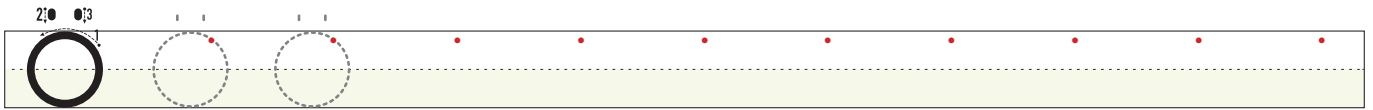
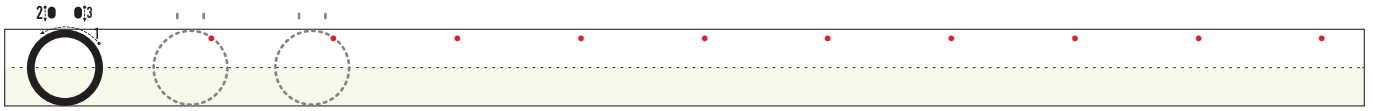
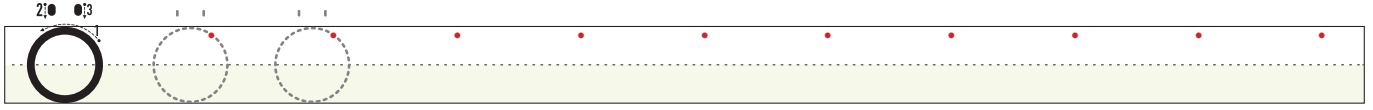
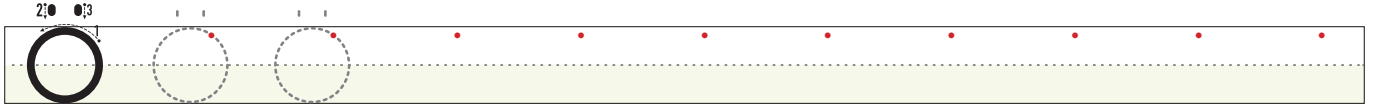
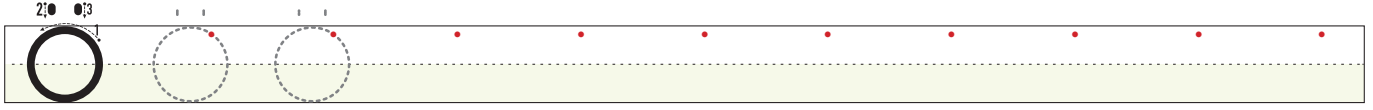


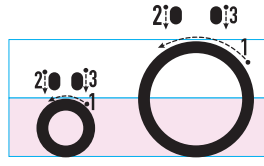
✓ "ö" harfini yazalım.

Handwriting practice sheet for the letter 'ö'. The page contains 12 rows of writing lines. Each row starts with a solid black 'ö' character showing stroke order (1: counter-clockwise circle, 2: dot above), followed by 10 dashed 'ö' characters for tracing. The writing lines are divided into three horizontal zones: a top zone, a middle zone, and a bottom zone, with a dashed line separating the middle and bottom zones.



✓ "ö" harfini yazalım.





✓ Aşağıdaki satır dizgelerine "Ö" harfini yazalım.

Ö Ö Ö

Ö Ö Ö

Ö Ö Ö

Ö Ö Ö

Ö Ö Ö

Ö Ö Ö

Ö Ö Ö

Ö Ö Ö

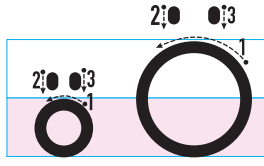
Ö Ö Ö

Ö Ö Ö

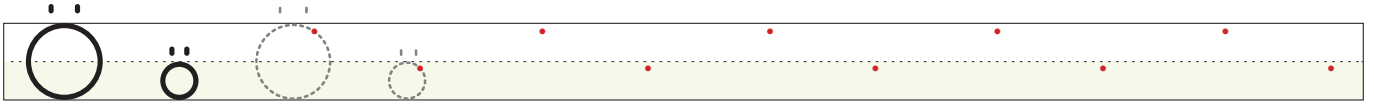
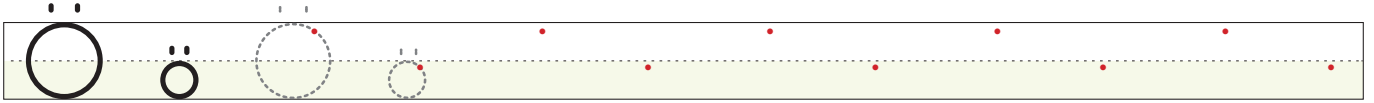
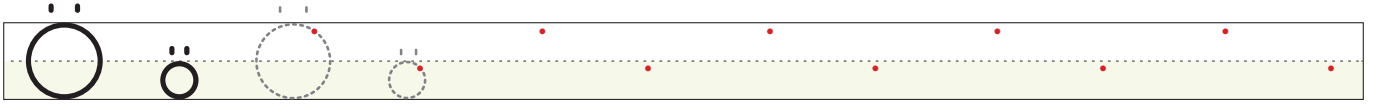
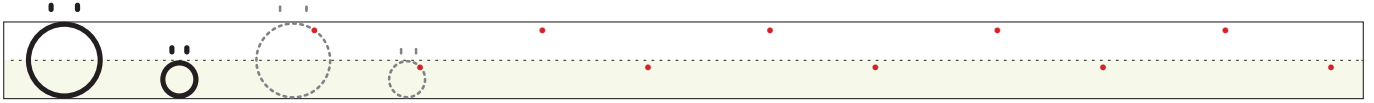
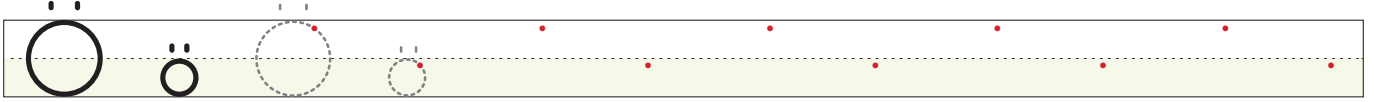
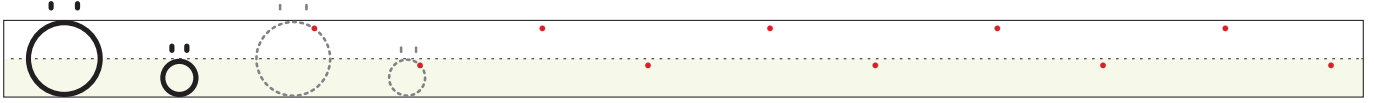
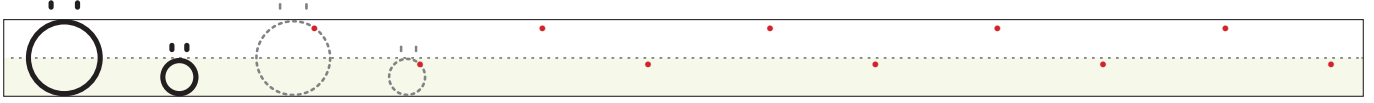
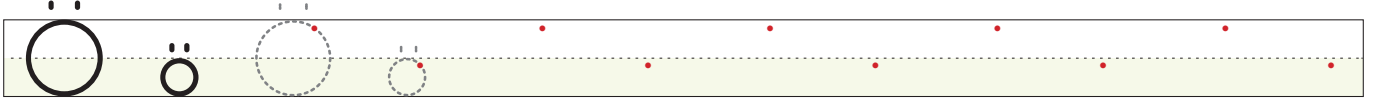
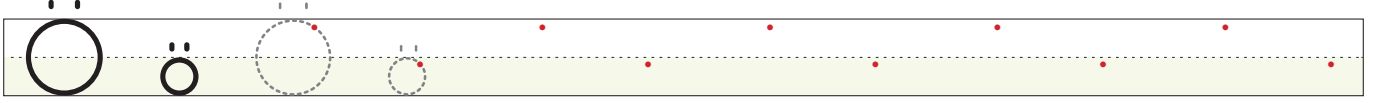
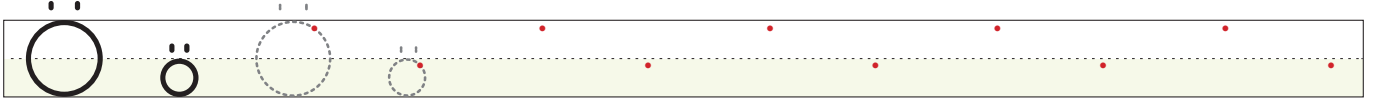
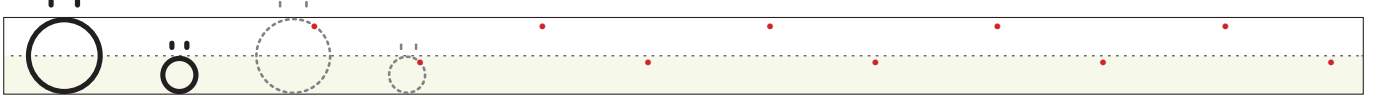
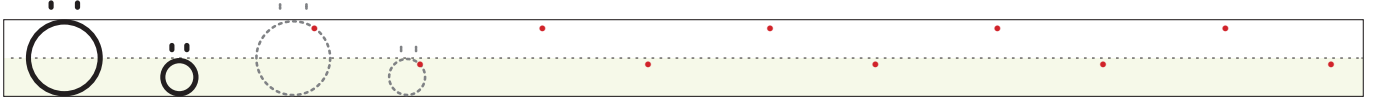
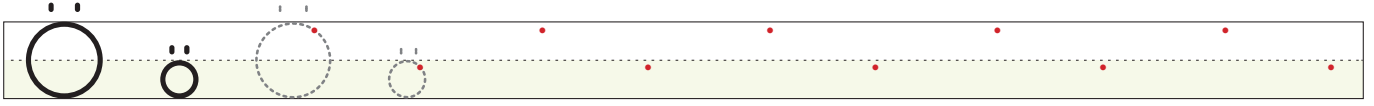
Ö Ö Ö

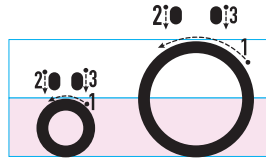
Ö Ö Ö

Ö Ö Ö



✓ Büyük ve küçük "ö" harfini yazalım.





✓ Önce okuyalım, sonra yazalım.

ön ön

ön ön

öt öt

öt öt

öl öl

öl öl

ök ök

ök ök

ör ör

ör ör

öm öm

öm öm

ösös

ösös

nönö

nönö

tötö

tötö

lölö

lölö

kökö

kökö

rörö

rörö

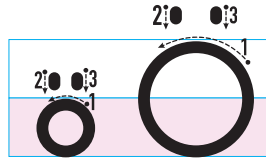
mömö

mömö

sösö

sösö

ön	ök	tö	
öt	öm	lö	mö
öl	ös	kö	sö
ör	nö	rö	



✓ Önce okuyalım, sonra yazalım.

kö k

↓ ↓

sö k

↓ ↓

kö r

↓ ↓

ör t

↓ ↓

ö te

↓ ↓

kö tü

↓ ↓

kö le

↓ ↓

tö re

↓ ↓

ör tü

↓ ↓

ö mer

↓ ↓

ö mür

↓ ↓

ön lem

↓ ↓

ör nek

↓ ↓

tö ren

↓ ↓

kök lü

↓ ↓

öt tü

↓ ↓

sök mek

↓ ↓

sön mek

↓ ↓

kö ken

↓ ↓

kon tör

↓ ↓

sö ke

↓ ↓

mi nör

↓ ↓

kö se

↓ ↓

ör mek

↓ ↓

ör tük

↓ ↓

ör mek

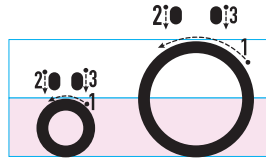
↓ ↓

kör lük

↓ ↓

sö kük

↓ ↓



✓ Önce okuyalım, sonra yazalım.

ö nem li

↓ ↓ ↓

sö kül me

↓ ↓ ↓

ö rün tü

↓ ↓ ↓

ö te ki

↓ ↓ ↓

kös tek li

↓ ↓ ↓

ök sü rük

↓ ↓ ↓

ön le mek

↓ ↓ ↓

ön lük lü

↓ ↓ ↓

kö se le

↓ ↓ ↓

kö tüm ser

↓ ↓ ↓

a san sör

↓ ↓ ↓

ön le me

↓ ↓ ↓

ör tü lü

↓ ↓ ↓

ö nü ne

↓ ↓ ↓

ö te le

↓ ↓ ↓

ö ne ri

↓ ↓ ↓

ör tü lü

↓ ↓ ↓

kö mür lü

↓ ↓ ↓

kö mür lük

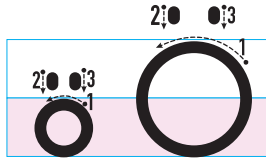
↓ ↓ ↓

kö ke ni

↓ ↓ ↓


kör le me

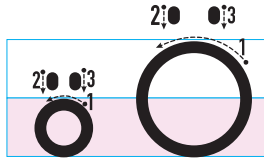
↓ ↓ ↓



✓ Okuduđunuz sözcüklerin renklerine uygun olarak resmi boyayalım. Boş alanlara boyama yapmayalım.

ötme	önem	köse	örnek	kötü	köken	köle	
tören	töre	önemli	önlük	öteki	kömür	ömür	örtü





✓ Önce okuyalım, sonra yazalım.

★ Ömer törene katıl.

Handwriting practice line with a dashed midline and a yellow shaded bottom section.

★ Sema, Öner'e örnek ol.

Handwriting practice line with a dashed midline and a yellow shaded bottom section.

★ Emir kötümser olma.

Handwriting practice line with a dashed midline and a yellow shaded bottom section.

★ Ninem köstekli saat taktı.

Handwriting practice line with a dashed midline and a yellow shaded bottom section.

★ Öner o konu önemli mi?

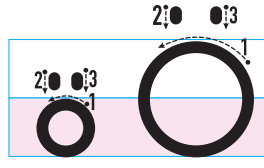
Handwriting practice line with a dashed midline and a yellow shaded bottom section.

★ Ömür atın önüne ot at.

Handwriting practice line with a dashed midline and a yellow shaded bottom section.

★ Ö kömür kötü kokulu mu?

Handwriting practice line with a dashed midline and a yellow shaded bottom section.



✓ Aşağıdaki cümleleri okuyup uygun görsellerle eşleştirelim.

→ Emel sarı önlük tak.



→ Ömer inekleri otlat.




→ Öner annene lale al.



→ Ünal öteki kalemi al.

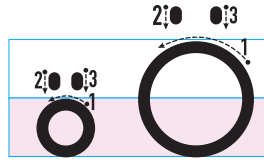


→ Utku o monitör mü?



→ Ali, Ömer'in üstünü ört.





✓ Önce okuyalım, sonra yazalım.

TÖREN

Ömür, o törene katıl.

Öner ile törene katıl.

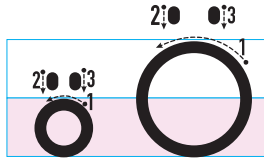
Ö tören önemli.

Atatürk'ü anma töreni.

Atatürk önemli.

Ömer ile Öner törene in.





✓ Önce okuyalım, sonra yazalım.

ÜLKÜ

Ülkü önlem al. Temkinli ol.

Kask takarak otur.

Öne otur ama kask tak.

Önlem al, kasklı ol.

Kask takmak önemli.

Kaskını sıkı sıkı tak.



Ülkü önlem al. Temkinli ol.
Kask takarak otur.
Öne otur ama kask tak.
Önlem al, kasklı ol.
Kask takmak önemli.
Kaskını sıkı sıkı tak.

Ülkü önlem al. Temkinli ol.
Kask takarak otur.
Öne otur ama kask tak.
Önlem al, kasklı ol.
Kask takmak önemli.
Kaskını sıkı sıkı tak.

Ülkü önlem al. Temkinli ol.
Kask takarak otur.
Öne otur ama kask tak.
Önlem al, kasklı ol.
Kask takmak önemli.
Kaskını sıkı sıkı tak.

Ülkü önlem al. Temkinli ol.
Kask takarak otur.
Öne otur ama kask tak.
Önlem al, kasklı ol.
Kask takmak önemli.
Kaskını sıkı sıkı tak.

Ülkü önlem al. Temkinli ol.
Kask takarak otur.
Öne otur ama kask tak.
Önlem al, kasklı ol.
Kask takmak önemli.
Kaskını sıkı sıkı tak.

Ülkü önlem al. Temkinli ol.
Kask takarak otur.
Öne otur ama kask tak.
Önlem al, kasklı ol.
Kask takmak önemli.
Kaskını sıkı sıkı tak.

Ülkü önlem al. Temkinli ol.
Kask takarak otur.
Öne otur ama kask tak.
Önlem al, kasklı ol.
Kask takmak önemli.
Kaskını sıkı sıkı tak.