

HARİKA BEYİNLER Tatilde,



Ne az, ne çok!!



Karne Kılıfı Hediye! 😊

EKONOMİK ✓ ZENGİN İÇERİK ✓ KALİTELİ ✓

WHATSAPP BİLGİ HATTI: 0 501 000 18 63

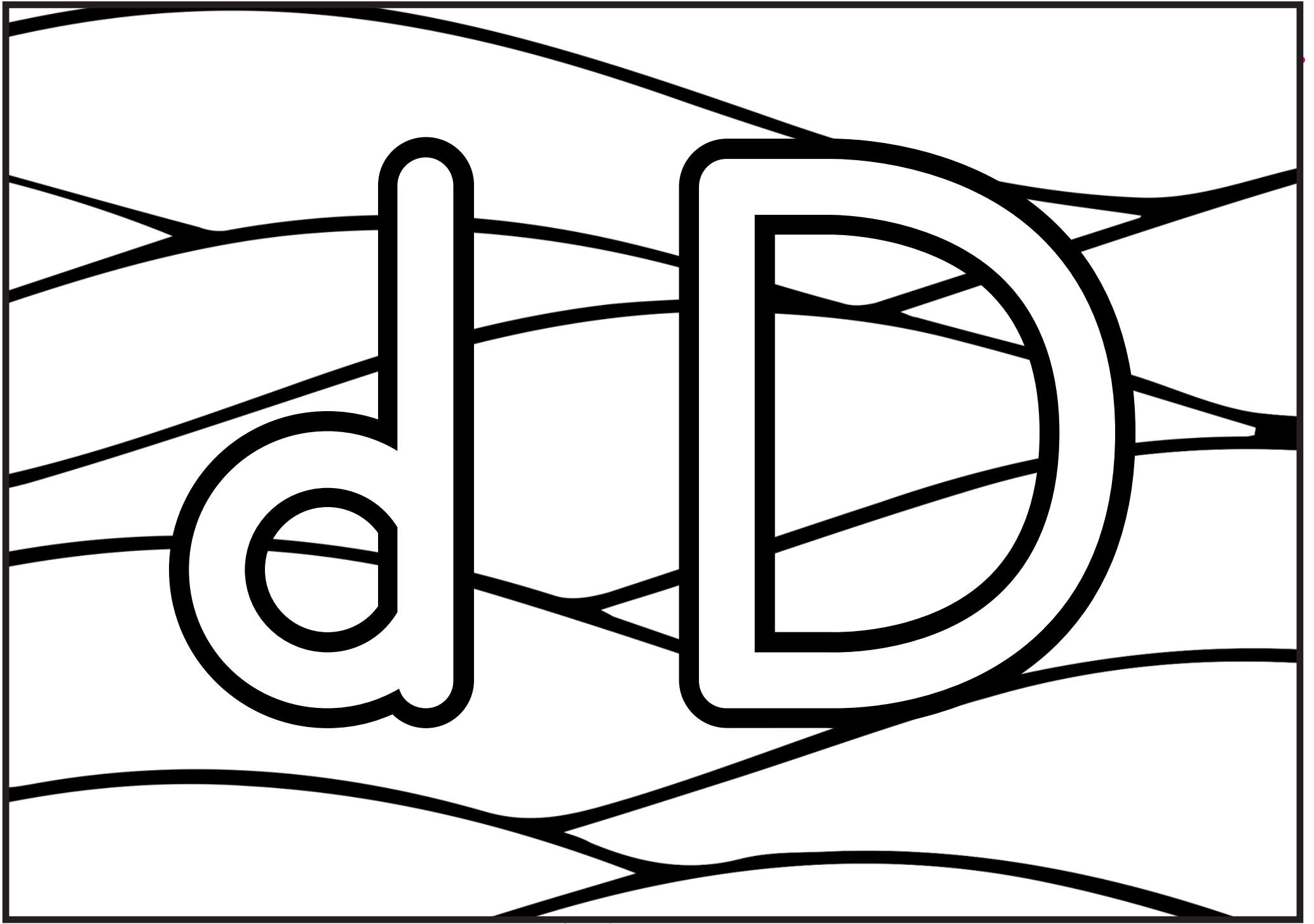



ilkokul1.com
yayınları


1. SINIF 2. DÖNEM SETLERİMİZ HAZIR!

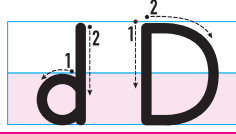
NE AZ,
NE ÇOK!



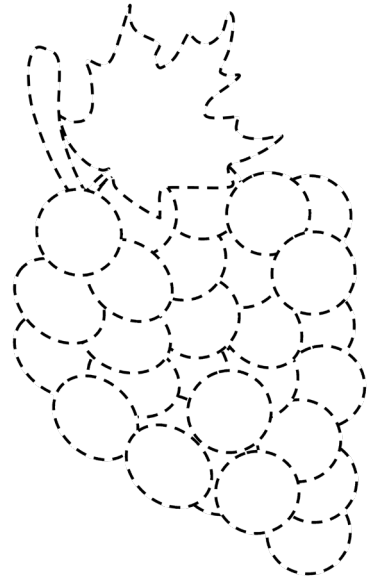
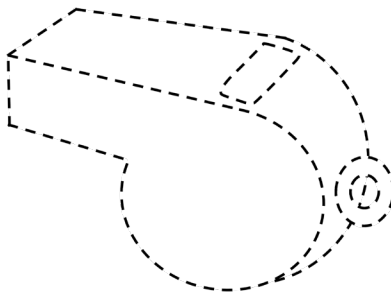
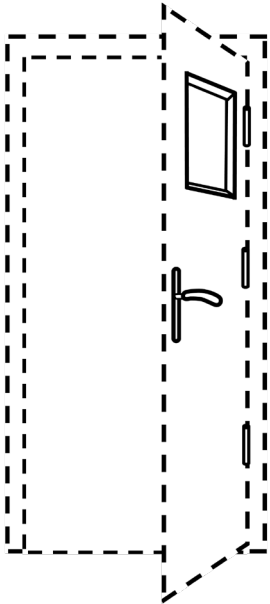
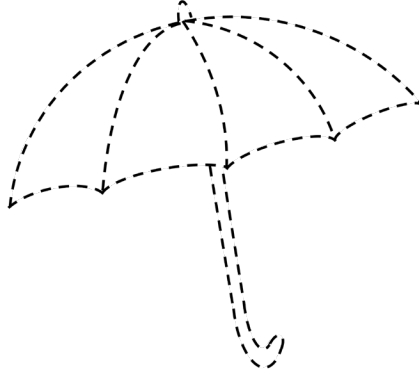

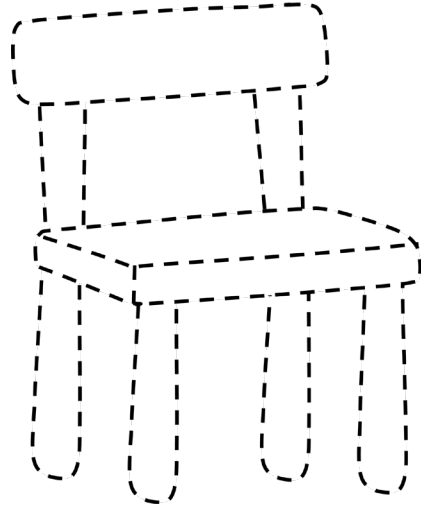


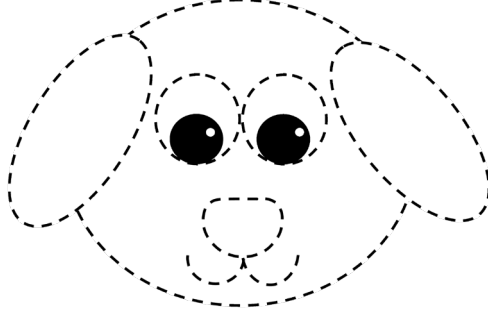



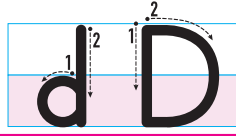




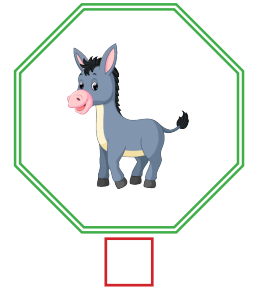
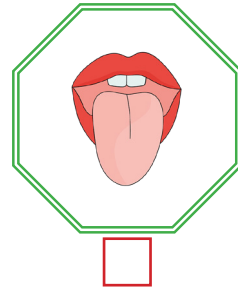

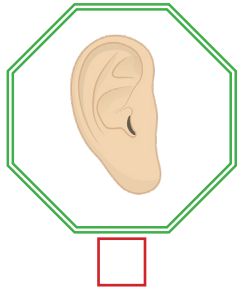

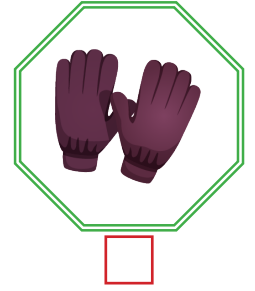
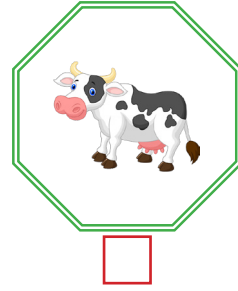






✓ Adında "d" sesi olan görsellerdeki noktaları birleştirip görseli boyyalım.

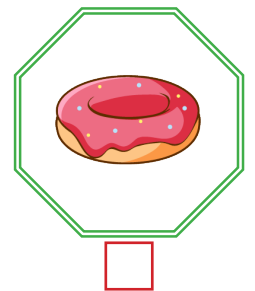
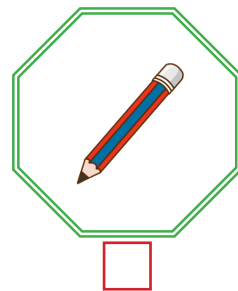
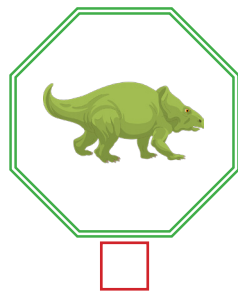

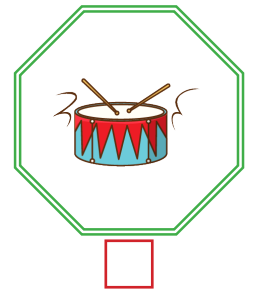






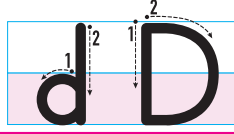


✓ Adında "d" sesi olan varlıkları işaretleyelim.

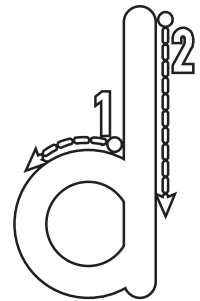
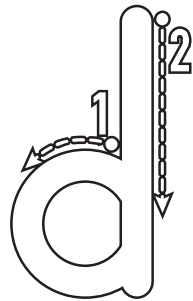
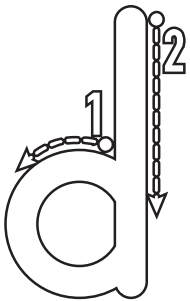
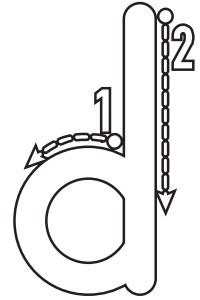
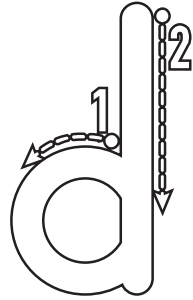
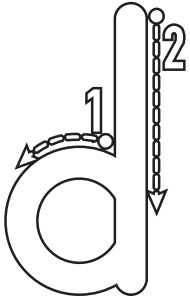
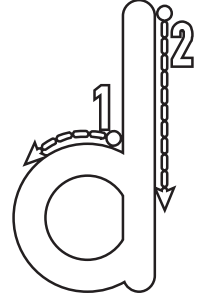
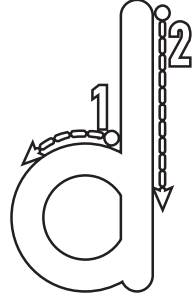
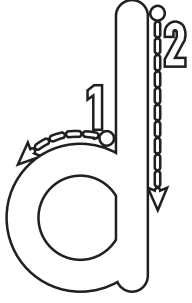
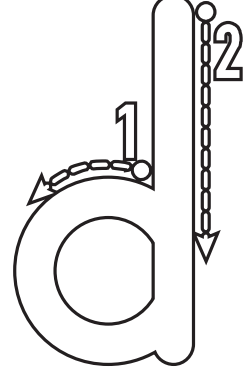



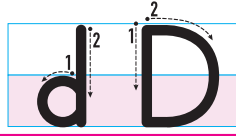
✓ Adının başında "d" ile başlayan varlıkları işaretleyelim.



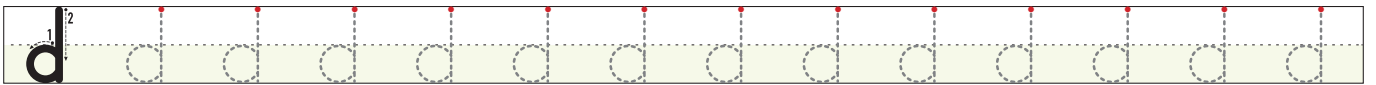
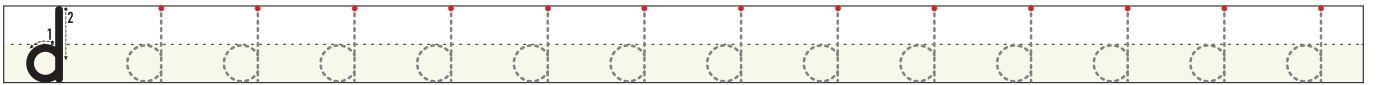
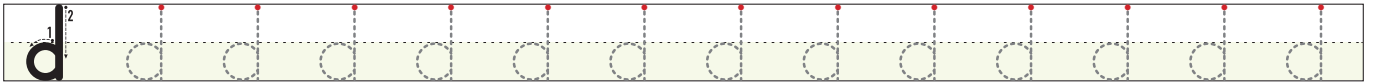
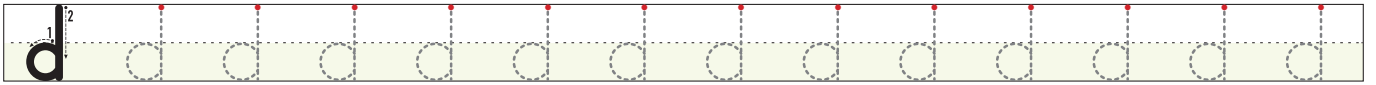
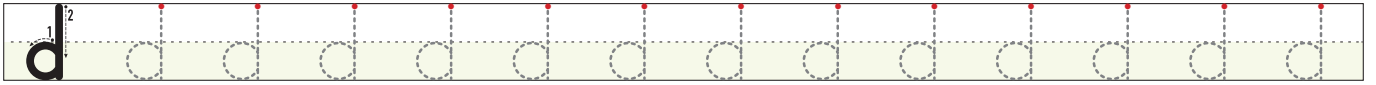
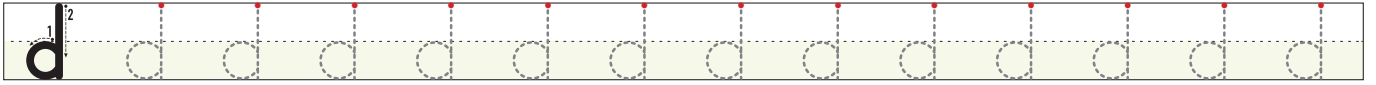


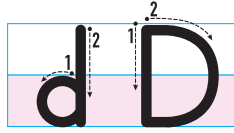
✓ Kalemli kullanarak 1 rakamının bulunduđu yerden başlamak şartıyla ok yönünde "d" harflerini içinden çizerek örnekteki gibi yapalım.



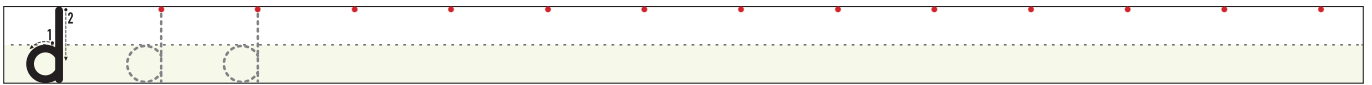
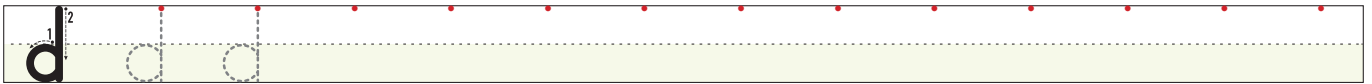
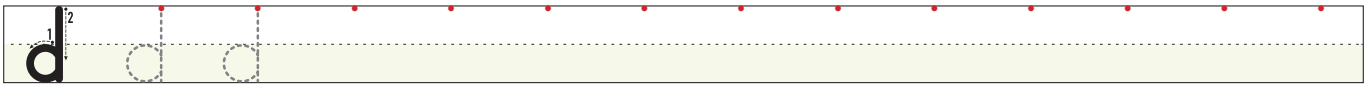
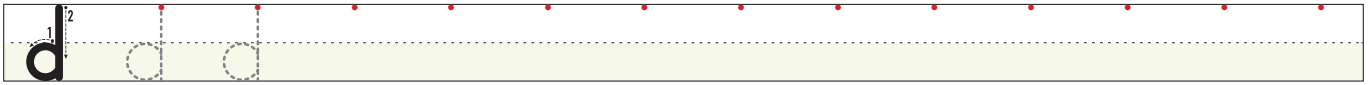
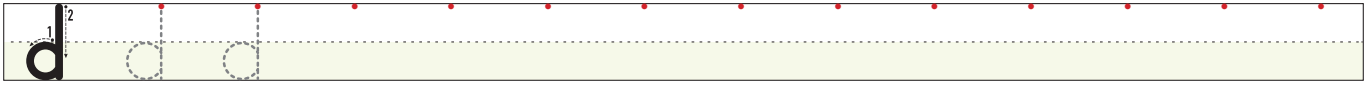
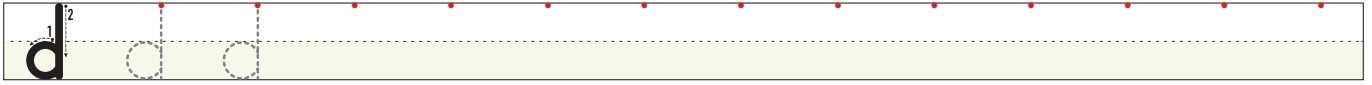
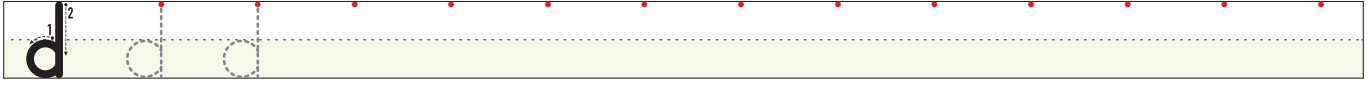




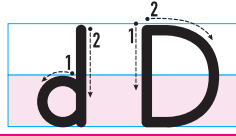
✓ "d" harfini yazalım.





✓ "d" harfini yazalım.





✓ Aşağıdaki satır dizgelerine "d" harfini yazalım.

d d d

d d d

d d d

d d d

d d d

d d d

d d d

d d d

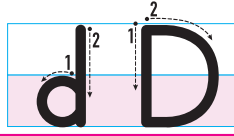
d d d

d d d

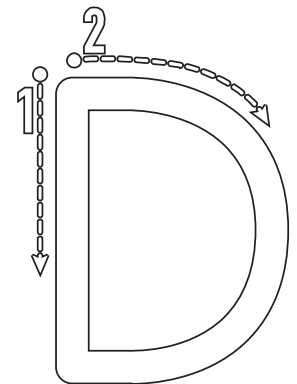
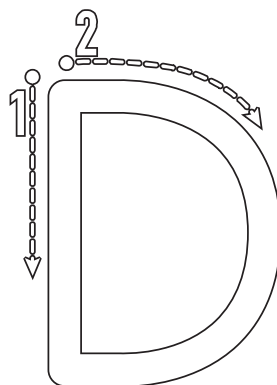
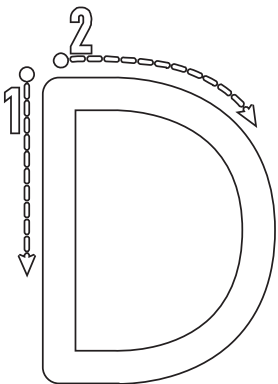
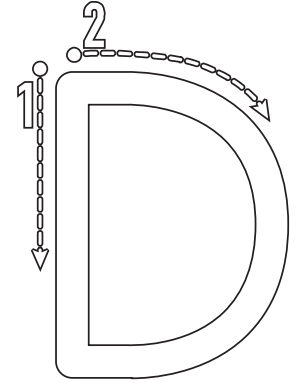
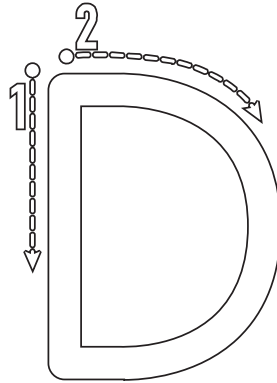
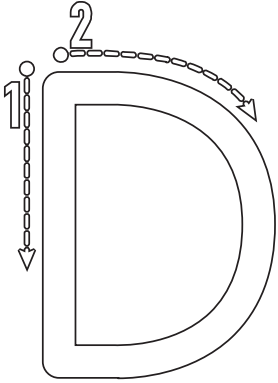
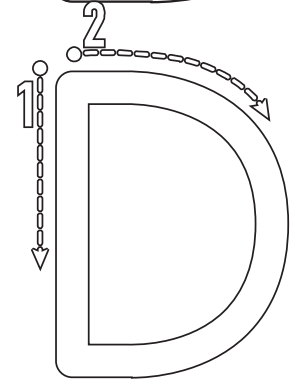
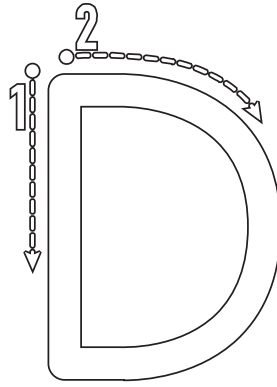
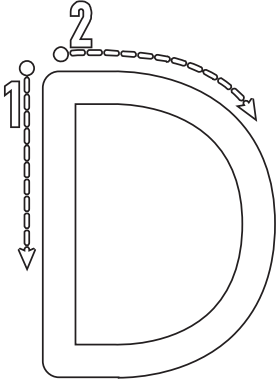
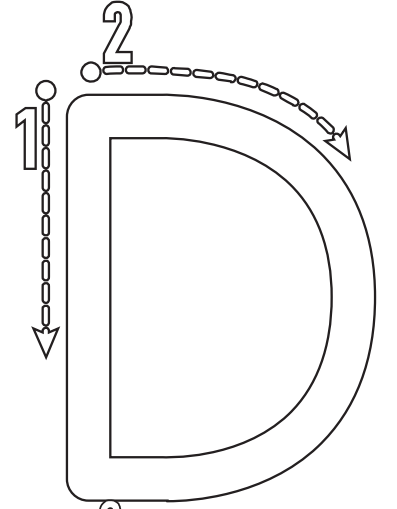
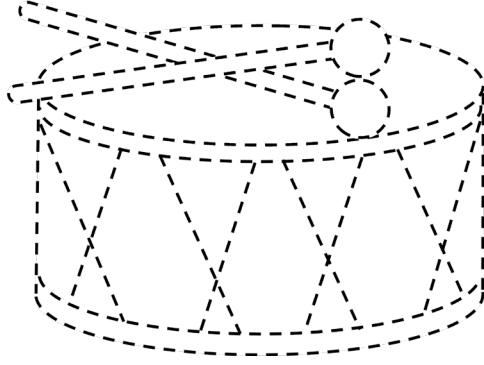
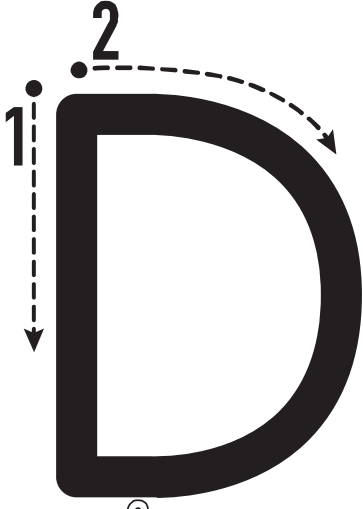
d d d

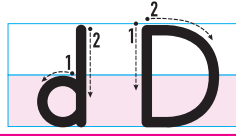
d d d

d d d

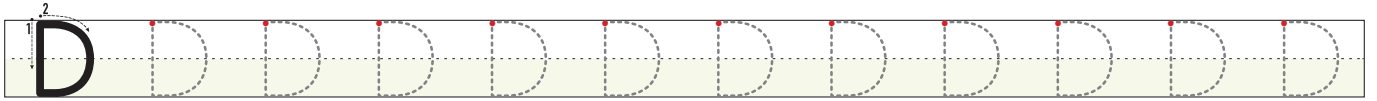
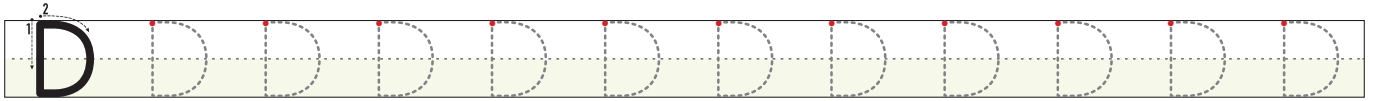
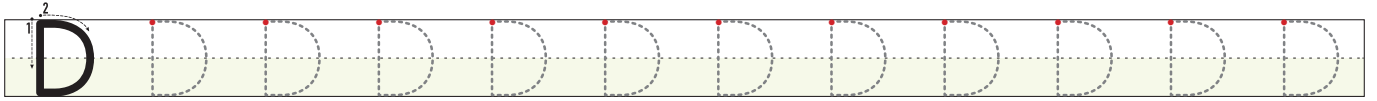
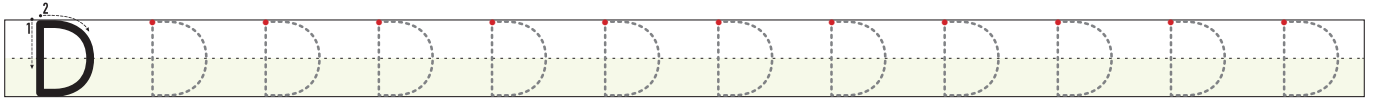
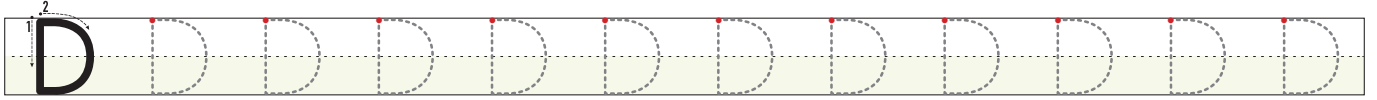
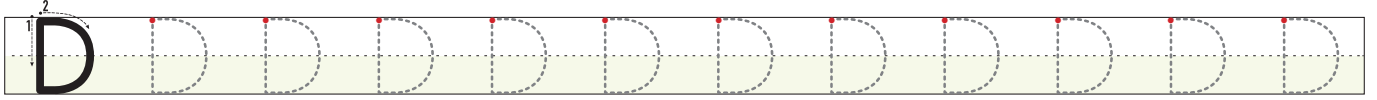
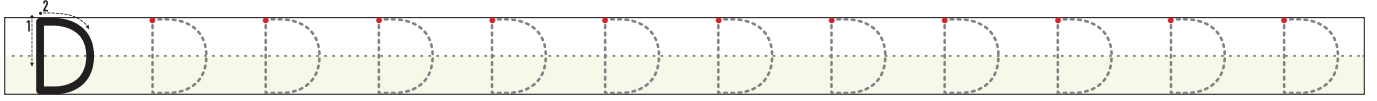
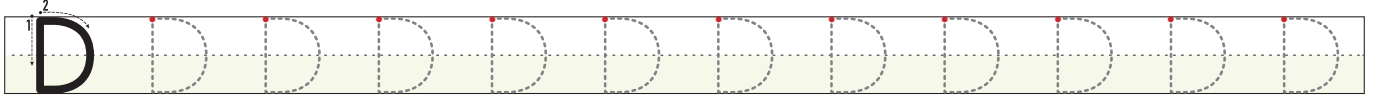
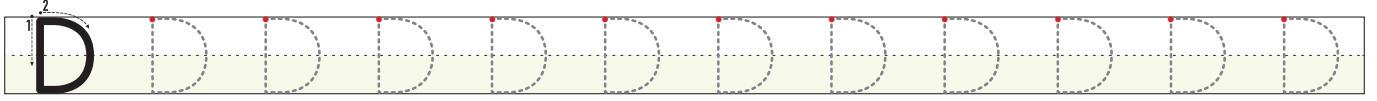
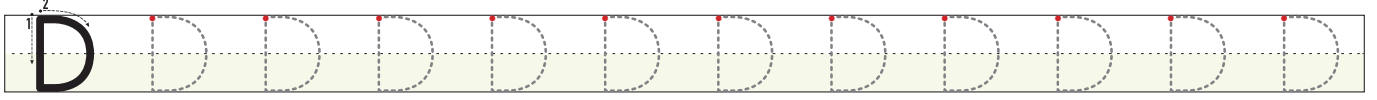
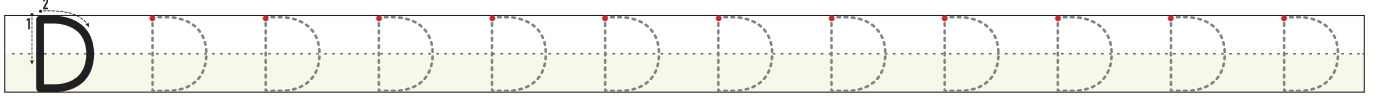
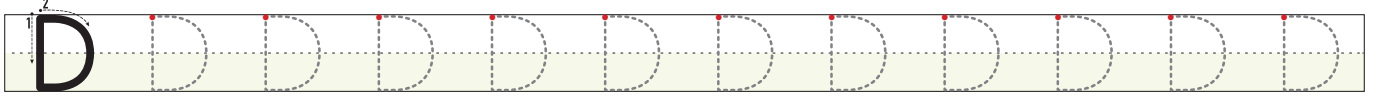
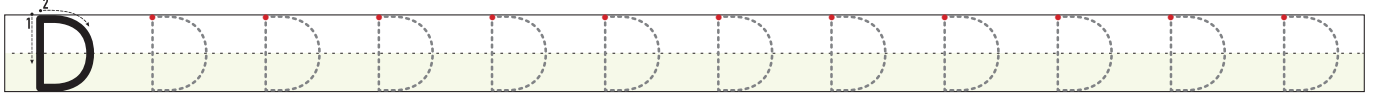


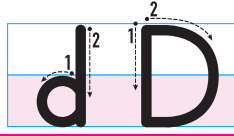
✓ Kalemleeri kullanarak 1 rakamının bulunduđu yerden başlamak şartıyla ok yönünde "D" harflerini içinden çizerek örnekteki gibi yapalım.



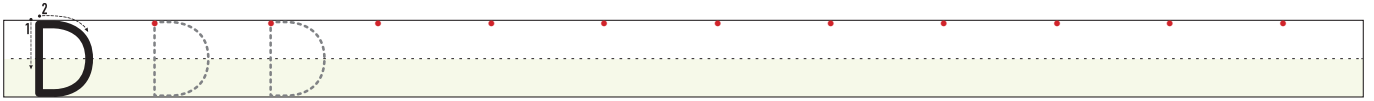
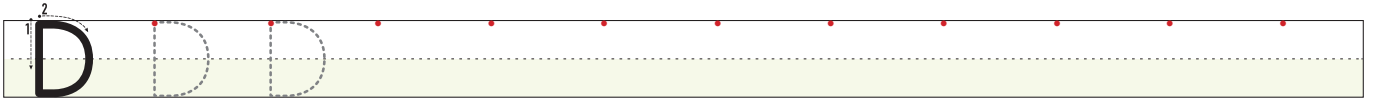
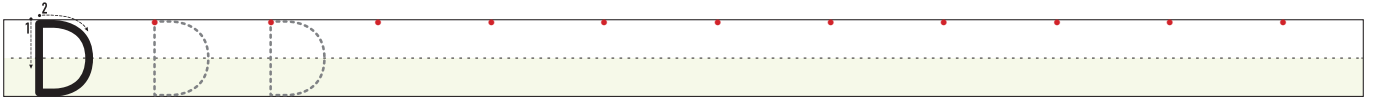
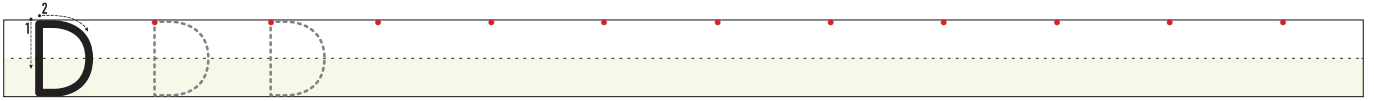
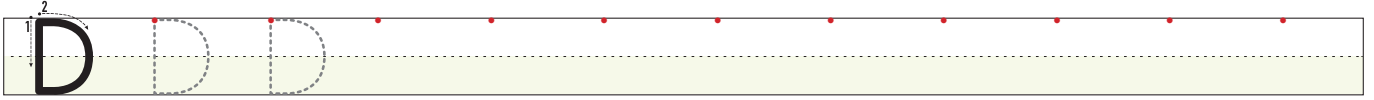
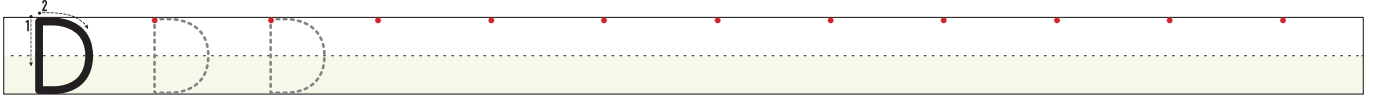
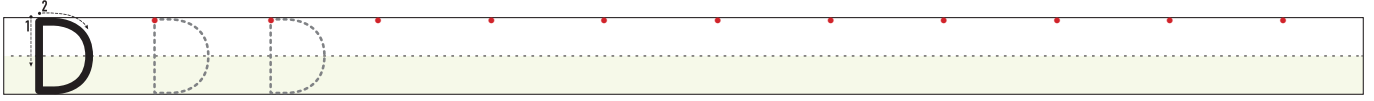
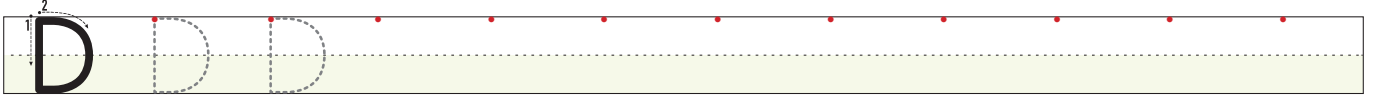
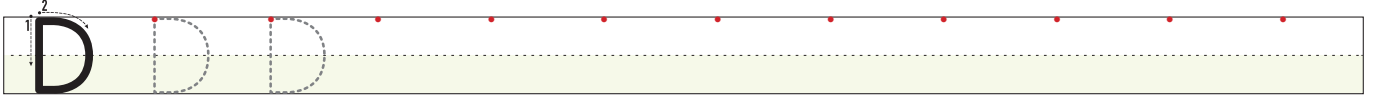
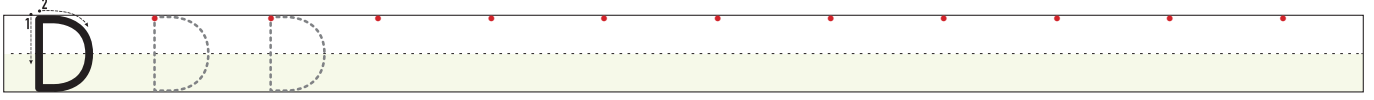
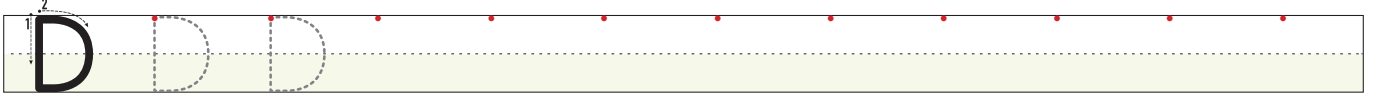
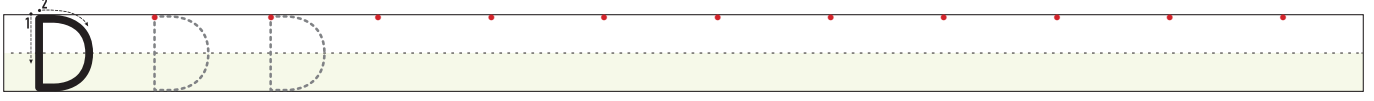
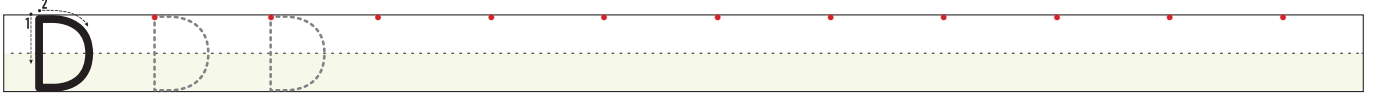


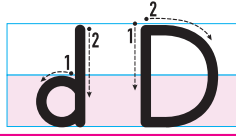
✓ "D" harfini yazalım.





✓ "D" harfini yazalım.





✓ Aşağıdaki satır dizgelerine "D" harfini yazalım.

D D D

D D D

D D D

D D D

D D D

D D D

D D D

D D D

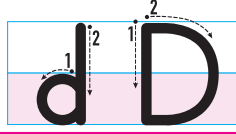
D D D

D D D

D D D

D D D

D D D



✓ Büyük ve küçük "d" harfini yazalım.

D d D d D d D d D d D d D d

D d D d

D d D d

D d D d

D d D d

D d D d

D d D d

D d D d

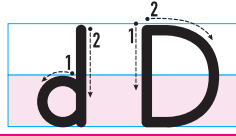
D d D d

D d D d

D d D d

D d D d

D d D d



✓ Önce okuyalım, sonra yazalım.

a d
ad

ad ad

e d
ed

ed ed

i d
id

id id

o d
od

od od

u d
ud

ud ud

ı d
ıd

ıd ıd

ü d
üd

üd üd

ö d
öd

öd öd

d a
da

da da

d e
de

de de

d i
di

di di

d o
do

do do

d u
du

du du

d ı
dı

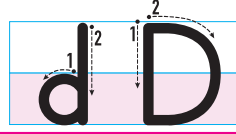
dı dı

d ü
dü

dü dü

d ö
dö

dö dö



✓ Önce okuyalım, sonra yazalım.

da → l → dal →

dos → t → dost →

da → r → dar →

der → t → dert →

dü → n → dün →

du → a → dua →

ya → y → yay →

o → da → oda →

di → k → dik →

a → da → ada →

de → k → dek →

e → da → Eda →

de → m → dem →

de → de → dede →

du → t → dut →

do → lu → dolu →

di → n → din →

da → ra → dara →

dan → s → dans →

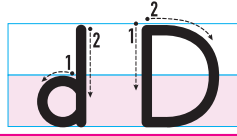
da → ma → dama →

der → s → ders →

de → re → dere →

dör → t → dört →

da → yı → dayı →



✓ Önce okuyalım, sonra yazalım.

di ri

a dam

a dak

do ku

o dun

ar da

ke di

uy du

ye di

du dak

se da

da mak

dün ya

dü dük

der ya

de mir

ad nan

man dal

kür dan

du rak

des te

dir sek

kun dak

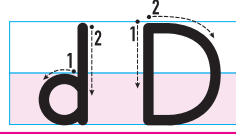
min der

mey dan

san dal

san dık

yar dım



✓ Önce okuyalım, sonra yazalım.

ö de me

da ki ka

san dal ye

ö de nek

dak ti lo

ka ra dut

ku man da

do ma tes

de ne tim

du man lı

ko med yen

ay dın lık

da ya nak

ma ta dor

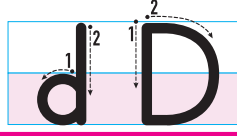
ko ri dor

man da li na

a na do lu


di rek si yon

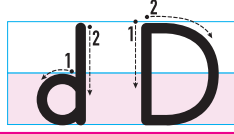
de net le me



✓ Okuduğunuz sözcüklerin renklerine uygun olarak resmi boyayalım. Boş alanlara boyama yapmayalım.

| | | | | | | |
|-------|------|-------|-------|------|------|------|
| demir | dede | deste | dünya | odun | yedi | adam |
| dana | doku | dudak | dama | uydu | dere | kedi |
| | | | | | | |





✓ Aşağıda verilen karışık sözcüklerden anlamlı cümleler oluşturalım.

yedik

dilim

kek

iki

kedi

minik

atladı

dereye

yedi

dürüm

Didem

döner

Derya

oynuyor

Didem

ile

istiyor

Arda

olmak

doktor

oynuyor

dereye

ördek

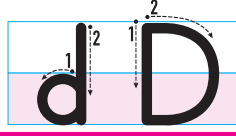
minik

kondu

dama

dört

leylek




✓ Aşağıdaki cümleleri okuyup uygun görsellerle eşleştirelim.

→ Didem dondurma yedi.



→ Adil domatesli makarna ye.



→ Dere ördeklerle dolu.



→ Kartal dallara kondu.

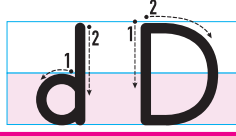


→ Demet düdük öttürdü.



→ Eda desenli kilim aldı.






✓ Önce okuyalım, sonra yazalım.

DERE

Dertli dere akıyor.
Ördek dereye dalıyor.
Dereler ördek dolu.
Dallara kartal kondu.
Leylekler de kondu.
Dertli dere mutlu oldu.



✓ Önce okuyalım, sonra yazalım.

DOKTOR

Dayım derslere katıldı.
Sonra doktor oldu.
Ninem duydu, mutlu oldu.
Doktor dayı neredesin?
Ninem yere kilim sersin.
Dayım, mutlu olsun.



Blank writing line with a dashed midline and a yellow shaded bottom section.

Blank writing line with a dashed midline and a yellow shaded bottom section.

Blank writing line with a dashed midline and a yellow shaded bottom section.

Blank writing line with a dashed midline and a yellow shaded bottom section.

Blank writing line with a dashed midline and a yellow shaded bottom section.

Blank writing line with a dashed midline and a yellow shaded bottom section.

Blank writing line with a dashed midline and a yellow shaded bottom section.