

# HARİKA BEYİNLER Tatilde,



Ne az, ne çok!!



Karne Kılıfı Hediye! 😊

EKONOMİK ✓ ZENGİN İÇERİK ✓ KALİTELİ ✓

WHATSAPP BİLGİ HATTI: 0 501 000 18 63





ilkokul1.com  
yayınları


## 1. SINIF 2. DÖNEM SETLERİMİZ HAZIR!

NE AZ,  
NE ÇOK!









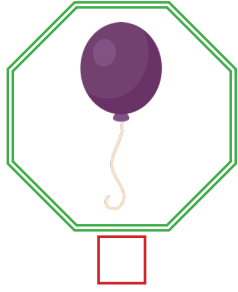
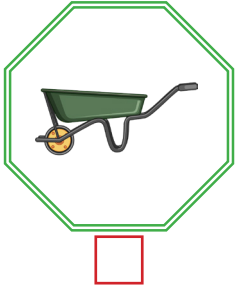
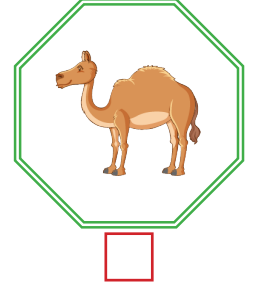
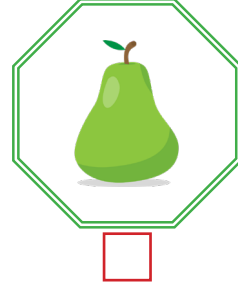
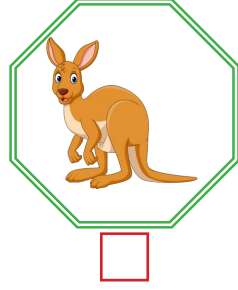
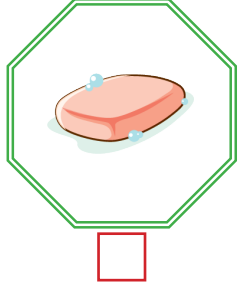


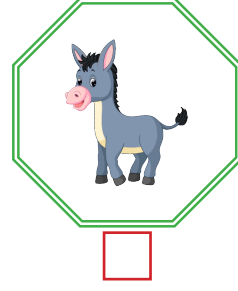





✓ Adında "b" sesi olan görsellerdeki noktaları birleştirip görseli boyayalım.




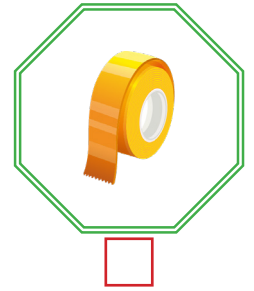

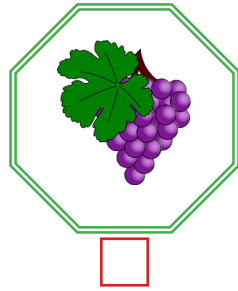






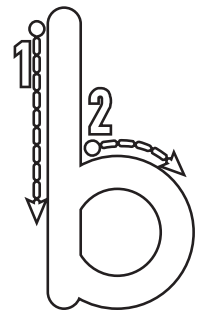
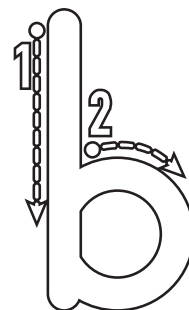
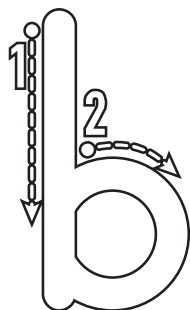
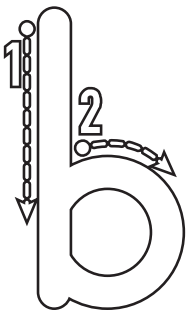
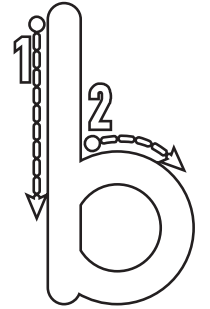
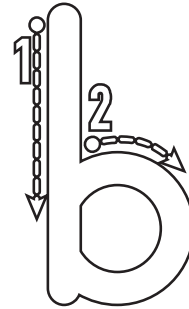
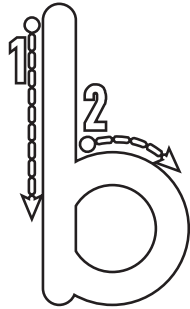
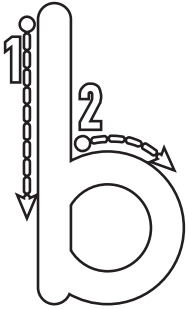
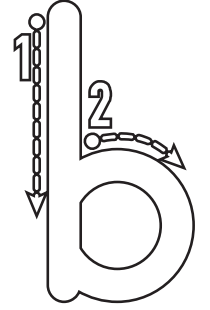
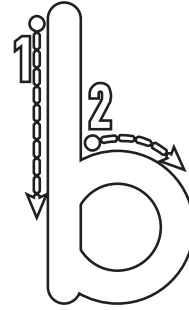
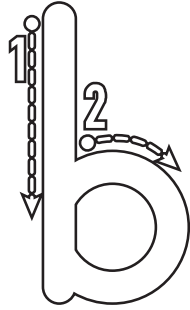
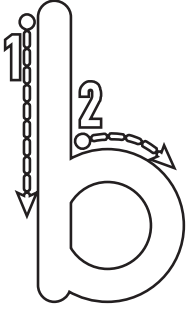
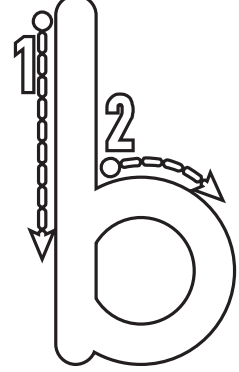
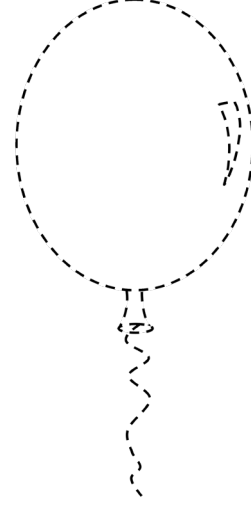
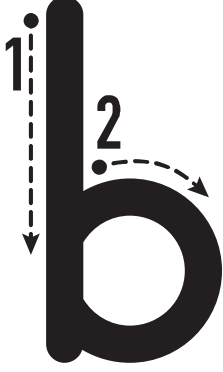
✓ Adında "b" sesi olan varlıkları işaretleyelim.

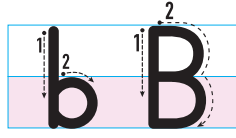


✓ Adının başında "b" ile başlayan varlıkları işaretleyelim.

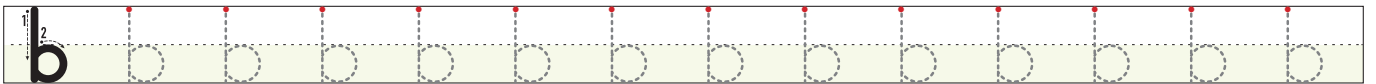
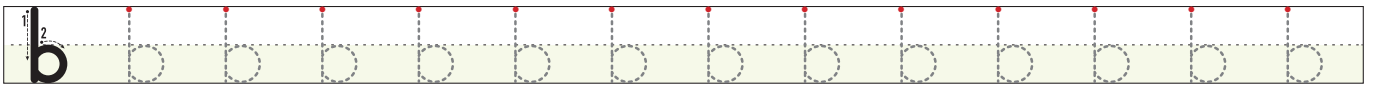
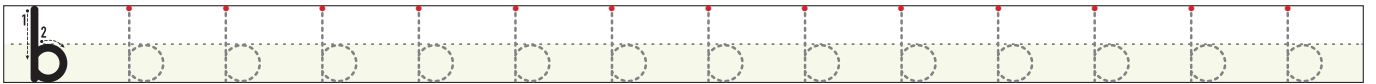
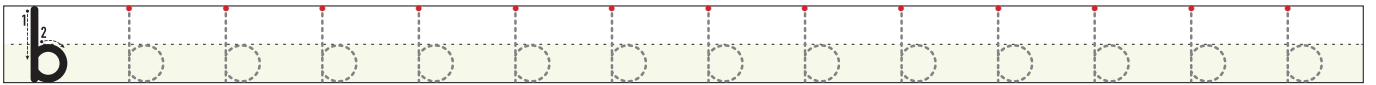
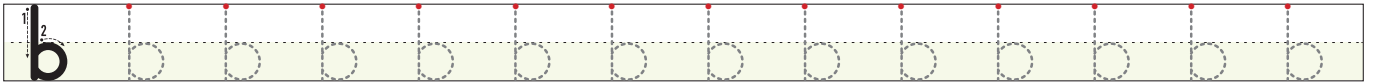
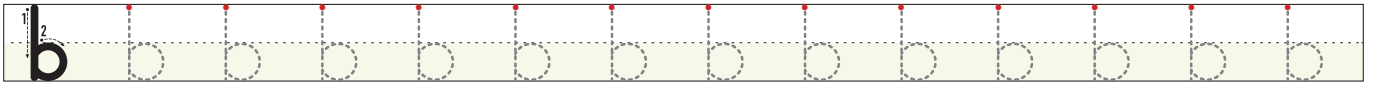
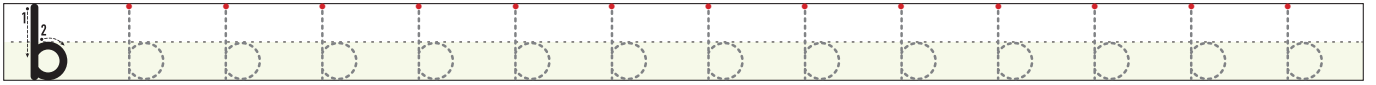
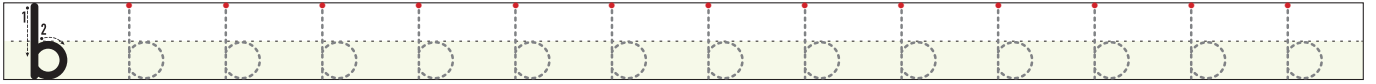
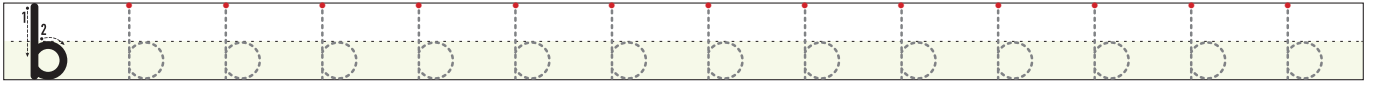
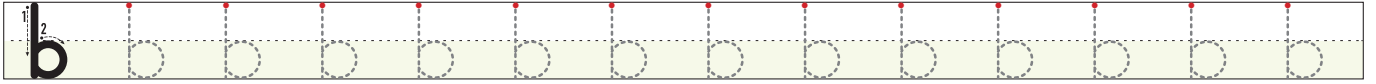
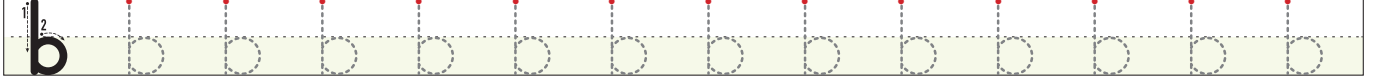
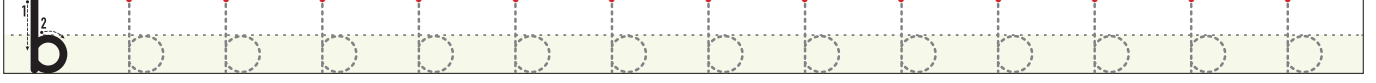


✓ Kalemleeri kullanarak 1 rakamının bulunduđu yerden başlamak şartıyla ok yönünde "b" harflerini içinden çizerek örnekteki gibi yapalım.

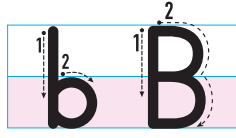




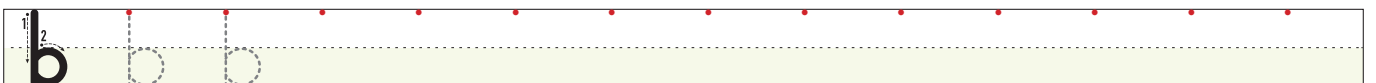
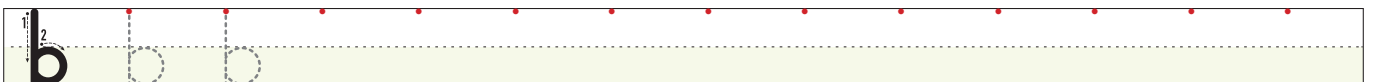
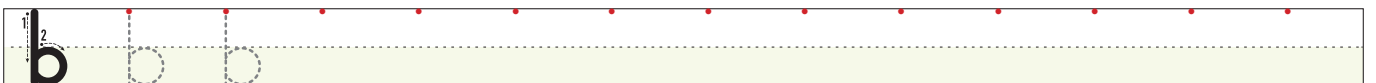
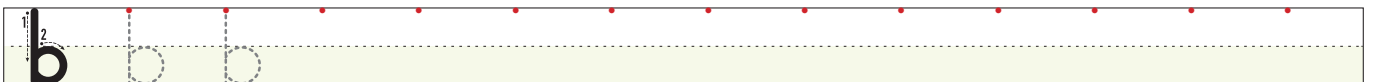
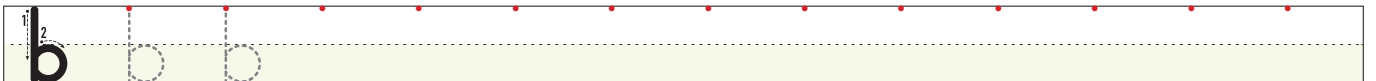
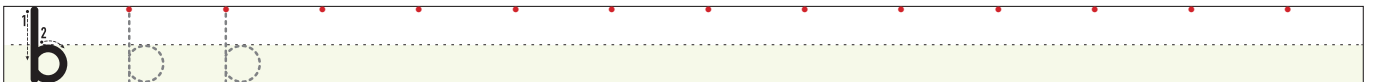
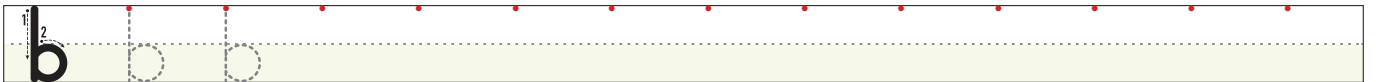
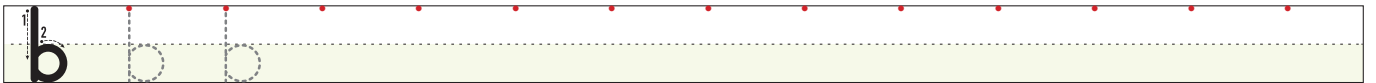
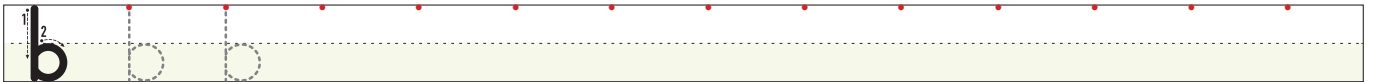
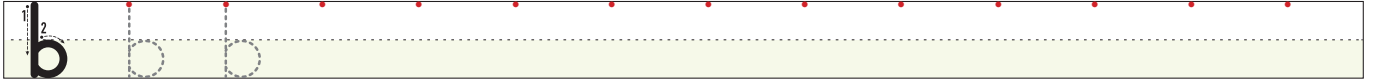


✓ "b" harfini yazalım.

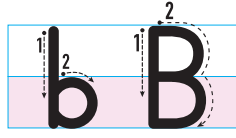






✓ "b" harfini yazalım.





✓ Aşağıdaki satır dizgelerine "b" harfini yazalım.

b b b

b b b

b b b

b b b

b b b

b b b

b b b

b b b

b b b









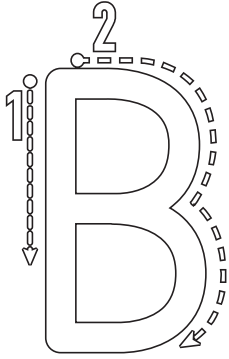

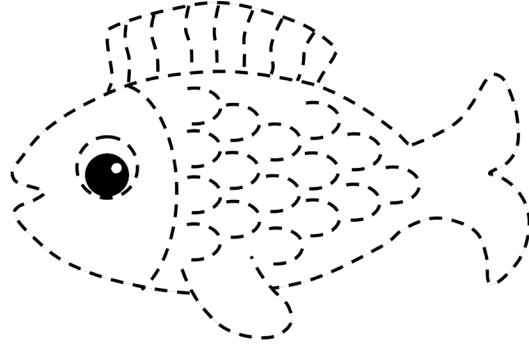
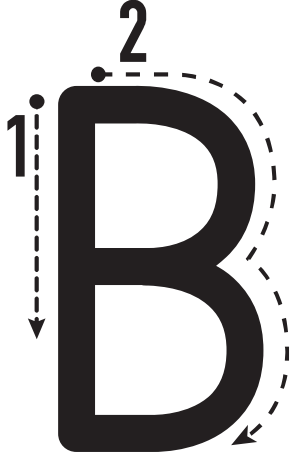
b b b

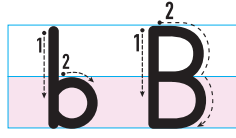
b b b

b b b

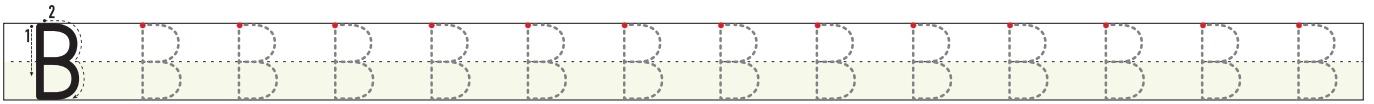
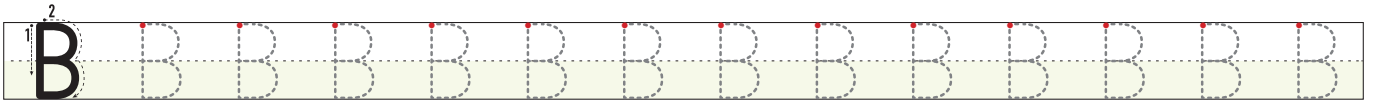
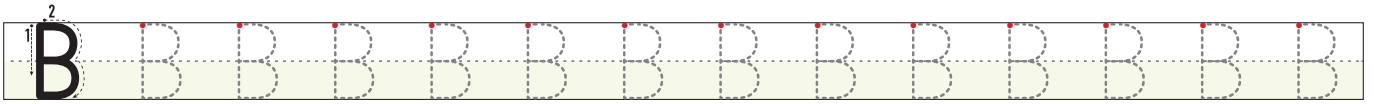
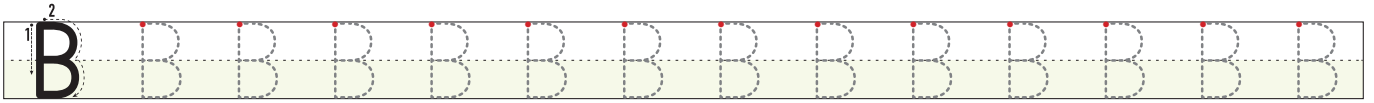
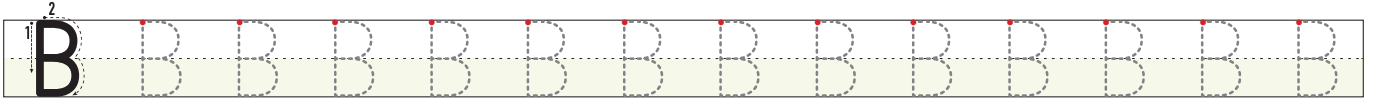
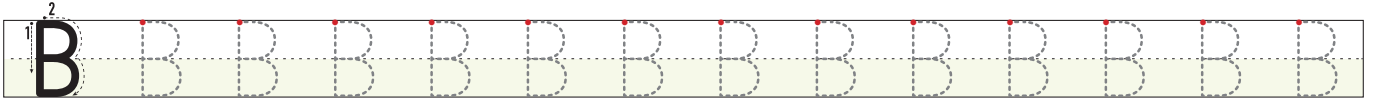
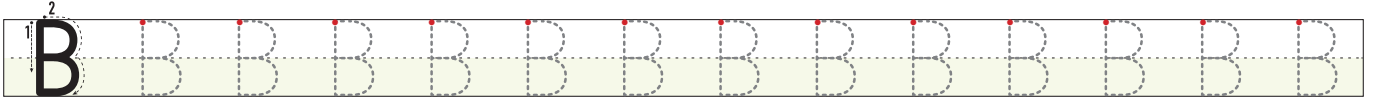
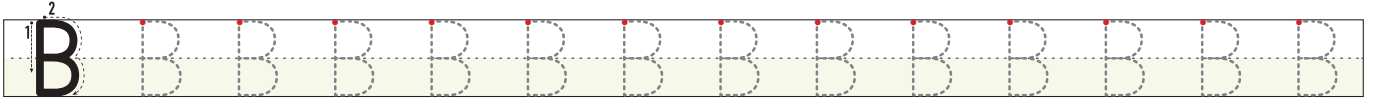
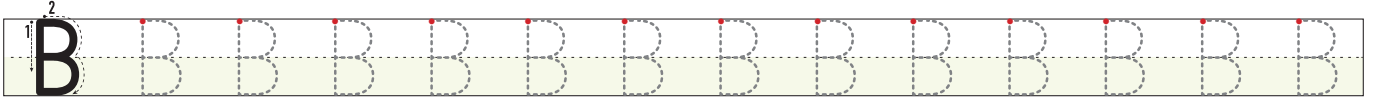
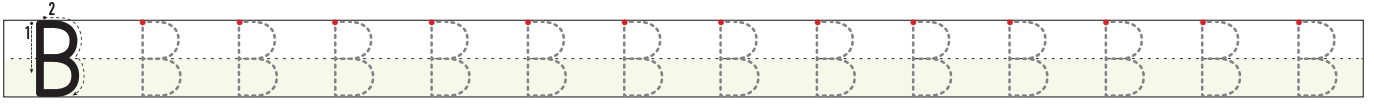
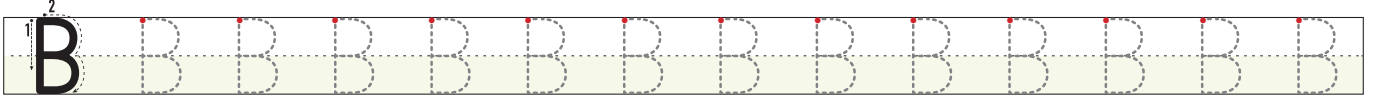
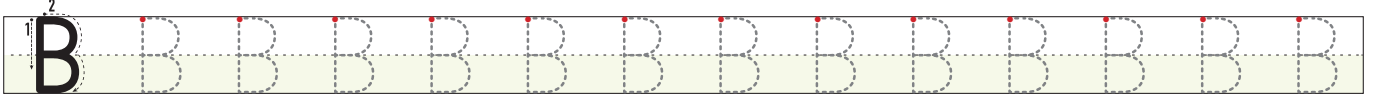
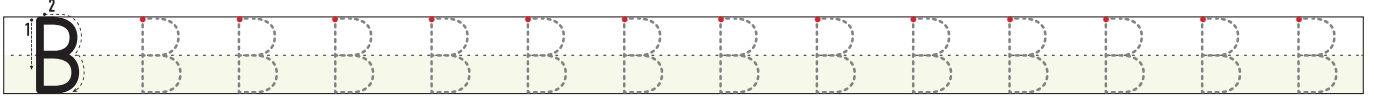
b b b

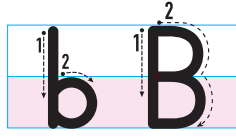
✓ Kalemleeri kullanarak 1 rakamının bulunduđu yerden başlamak şartıyla ok yönünde "B" harflerini içinden çizerek örnekteki gibi yapalım.



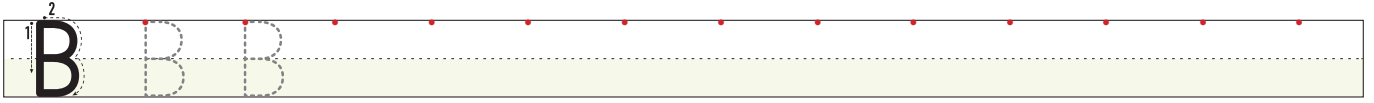
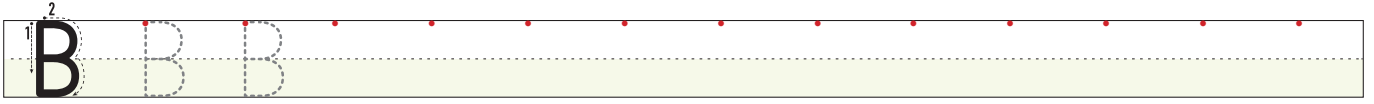
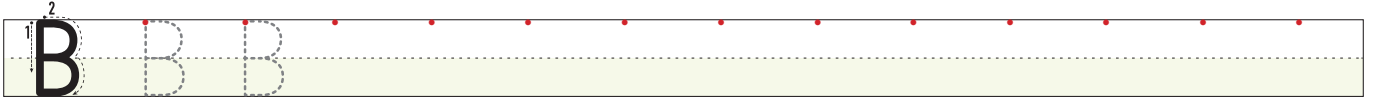
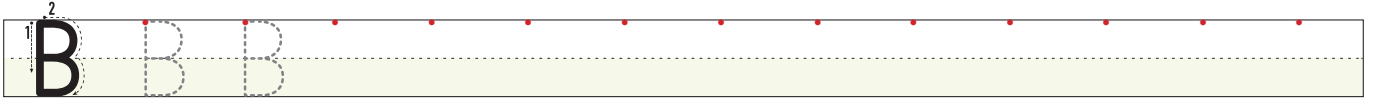

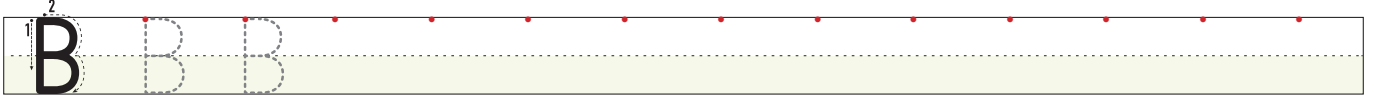
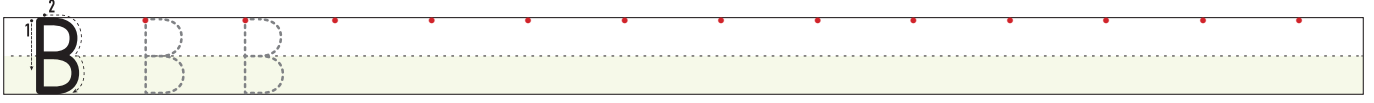
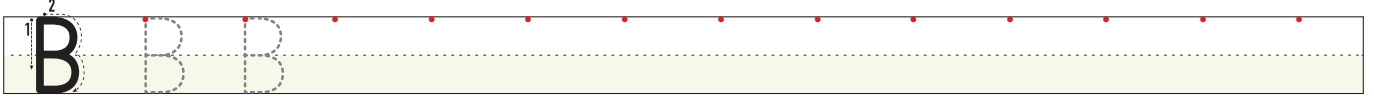
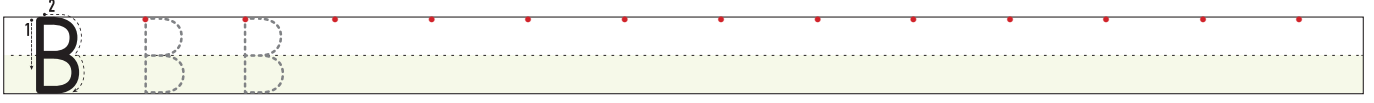
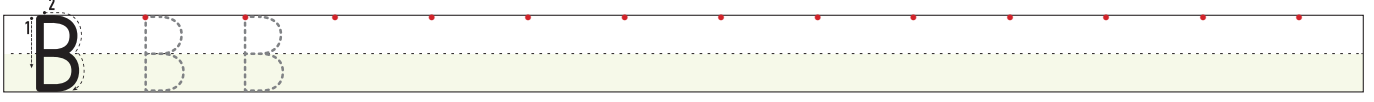
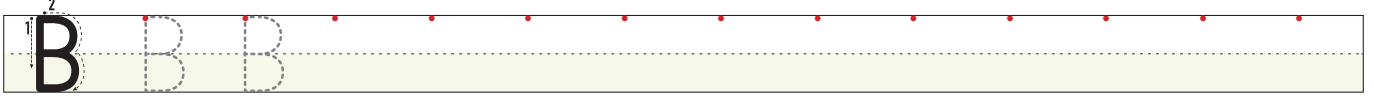
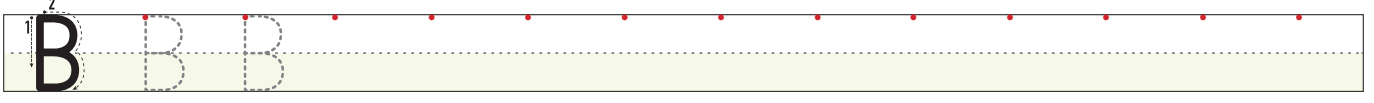
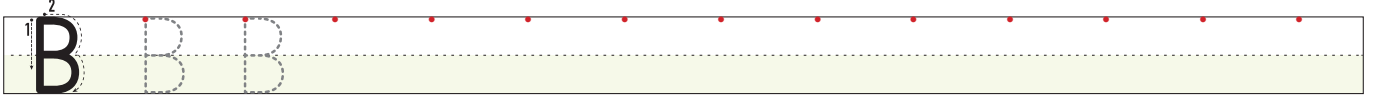


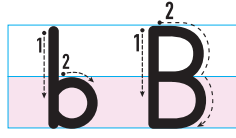
✓ "B" harfini yazalım.





✓ "B" harfini yazalım.





✓ Aşağıdaki satır dizgelerine "B" harfini yazalım.

B B B

B B B

B B B

B B B

B B B

B B B

B B B

B B B

B B B

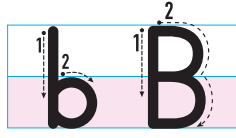
B B B

B B B

B B B

B B B





✓ Büyük ve küçük "b" harfini yazalım.

B b B b B b B b B b B b B b B b

B b B b

B b B b

B b B b

B b B b

B b B b

B b B b

B b B b

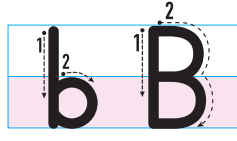
B b B b

B b B b

B b B b

B b B b

B b B b



✓ Önce okuyalım, sonra yazalım.

a b  
ab

ab ab

e b  
eb

eb eb

i b  
ib

ib ib

o b  
ob

ob ob

u b  
ub

ub ub

ı b  
ib

ib ib

ü b  
üb

üb üb

ö b  
öb

öb öb

b a  
ba

ba ba

b e  
be

be be

b i  
bi

bi bi

b o  
bo

bo bo

b u  
bu

bu bu

b ı  
bı

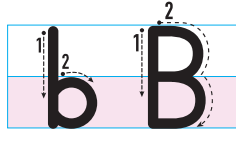
bı bı

b ü  
bü

bü bü

b ö  
bö

bö bö



✓ Önce okuyalım, sonra yazalım.

ba → l → bal →

bi → r → bir →

bo → y → boy →

bo → l → bol →

bo → t → bot →

bu → z → buz →

bu → t → but →

bi → z → biz →

ba → ba → baba →

ba → lo → balo →

ba → tı → batı →

bi → na → bina →

bo → lu → Bolu →

ab → la → abla →

so → ba → soba →

ba → lık → balık →

bı → yık → büyük →

bal → ta → balta →

bö → lüm → bölüm →

bö → rek → börek →

ba → lon → balon →

ba → sit → basit →

be → bek → bebek →

bek → çi → bekçi →

✓ Önce okuyalım, sonra yazalım.

ba dem	be yaz	bam ya	bi ber
bu run	be ton	bu ket	ka bak
seb ze	lam ba	sa bun	zeb ra
bay rak	bak kal	bar dak	bas ket
ber ber	or çun	çak mak	yal çın
üç lük	çek yat	çor ba	bö rek
bay ram	bü yük	bas ton	bı çak

✓ Önce okuyalım, sonra yazalım.

baz la ma

ba da na

bo ya lı

ba li na

o to büs

za bı ta

ak ra ba

kö re be

bi be ron

bes len me

bü yü teç

bar bun ya

is tan bul

ba lık çı

bas ket bol

bat ta ni ye


buz do la bı

ku ra bi ye

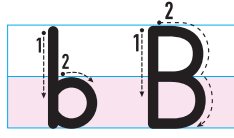
bu ka le mun

✓ Okuduđunuz sözcüklerin renklerine uygun olarak resmi boyayalım. Boş alanlara boyama yapmayalım.

baba	balo	balık	abla	burun	biber	bayrak
batı	bina	lamba	balon	balta	börek	beton
						







✓ Aşağıda verilen karışık sözcüklerden anlamlı cümleler oluşturalım.

beyaz

bindi

otobüse

Betül

süt

aldı

Baran

bakkaldan

büyük

tuttu

babam

tuttu

bazlama

yedi

biberli

Bora

bebek

biberonla

süt

içiyor

ilaç

aldı

reçeteli

ninem

zimba

aldı

Berk

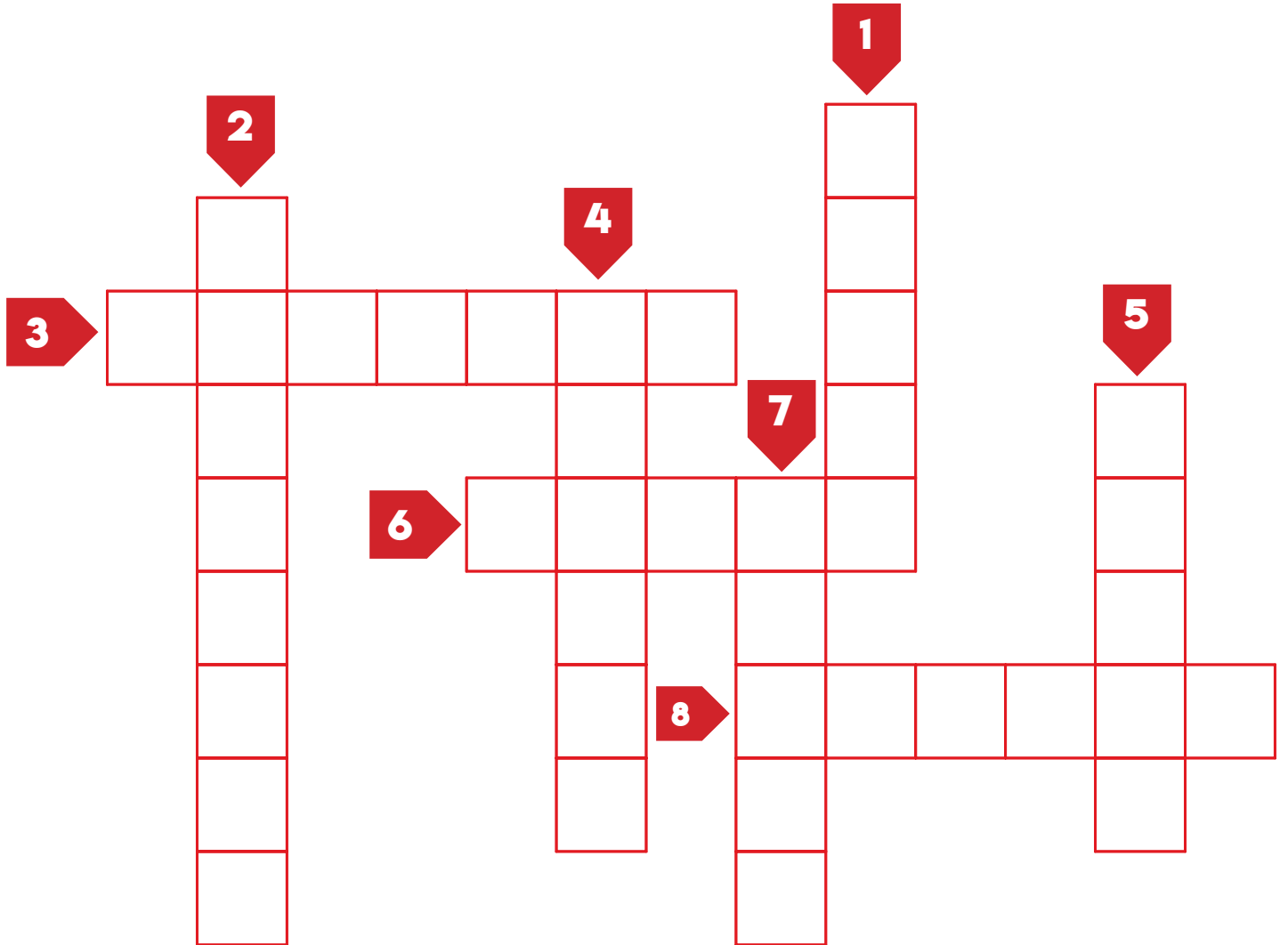




kirtasiyeden

✓ Aşağıdaki cümleleri okuyup uygun görsellerle örnekteki gibi eşleştirelim.

- 1 Banu basketbol oynuyor.
- 2 Berk balkonda bayrak sallıyor.
- 3 Berna sarı bisiklete bindi.
- 4 Minik bebek biberonla süt içiyor.
- 5 Beren ellerini sabunla yıka.
- 6 Birkan kırmızı arabayı sürüyor.
- 7 Ablam bakkaldan bir kilo biber aldı.
- 8 Burak balıkçıdan büyük balık aldı.



✓ Görseli verilen varlıkların isimlerini bulmacaya yerleştirelim.



✓ Önce okuyalım, sonra yazalım.

## BASKETBOL

Baran bisikletine bindi.  
Okula kadar bisiklet sürdü.  
Berk ile basketbol oynadı.  
Birlikte basket attılar.  
Berk oyunu kazandı.  
Baran onu tebrik etti.



Blank writing line for the first sentence.

Blank writing line for the second sentence.

Blank writing line for the third sentence.

Blank writing line for the fourth sentence.

Blank writing line for the fifth sentence.

Blank writing line for the sixth sentence.

Blank writing line for the seventh sentence.

✓ Önce okuyalım, sonra yazalım.

## BAKKAL

Babam araba sürüyordu.

Bakkalın önünde durdu.

Bakkaldan biber aldı.

Balıkçının önünde durdu.

Balıkçıdan taze balık aldı.

Bir kilo biber, üç kilo balık aldı.



Blank writing line for the first sentence.

Blank writing line for the second sentence.

Blank writing line for the third sentence.

Blank writing line for the fourth sentence.

Blank writing line for the fifth sentence.

Blank writing line for the sixth sentence.

Blank writing line for the seventh sentence.