

HARİKA BEYİNLER Tatilde,



Ne az, ne çok!!



Karne Kılıfı Hediye! 😊

EKONOMİK ✓ ZENGİN İÇERİK ✓ KALİTELİ ✓

WHATSAPP BİLGİ HATTI: 0 501 000 18 63





ilkokul1.com
yayınları


1. SINIF 2. DÖNEM SETLERİMİZ HAZIR!

NE AZ,
NE ÇOK!

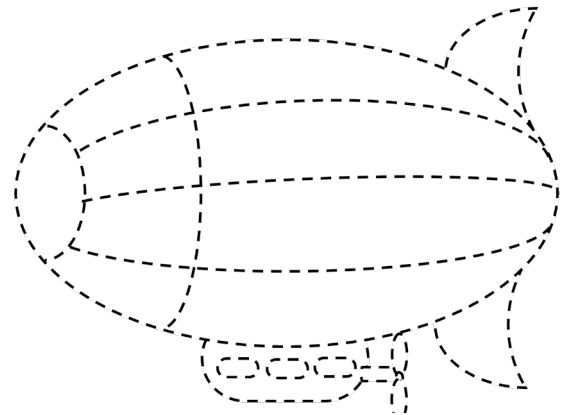

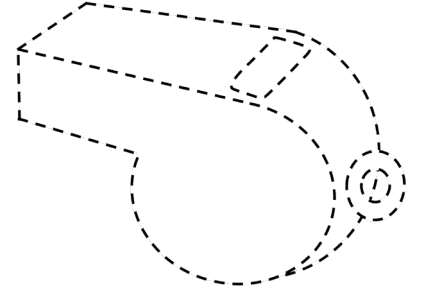
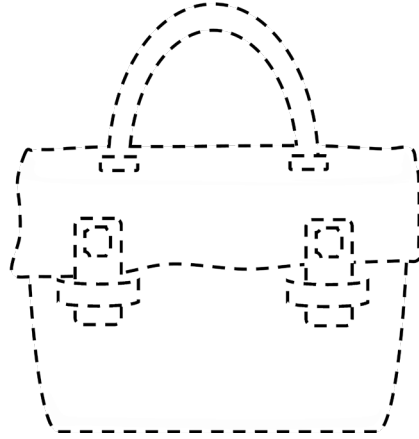


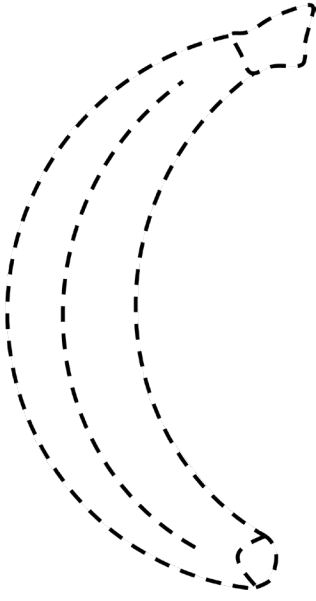


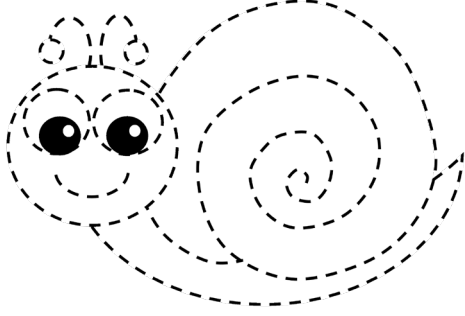




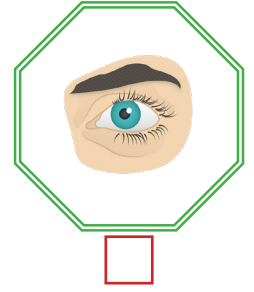
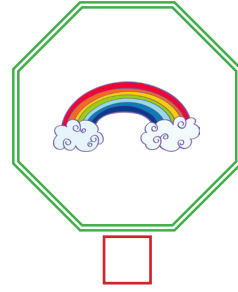
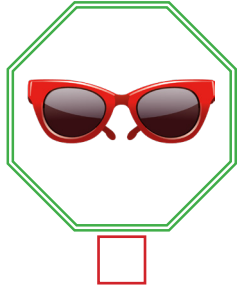

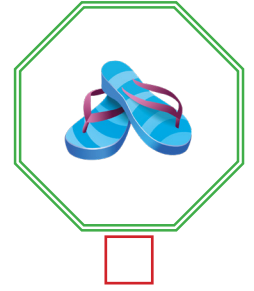

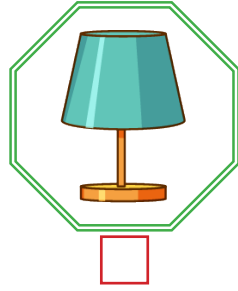
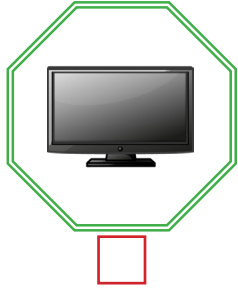

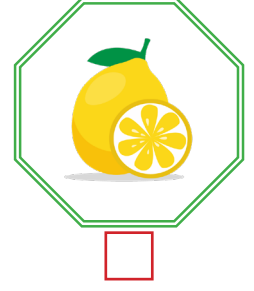

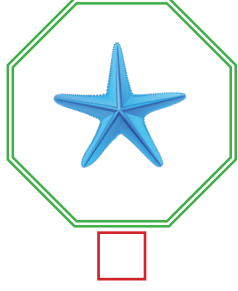








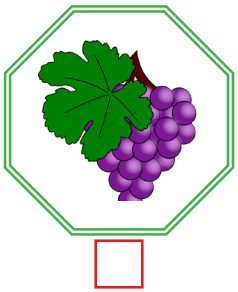




✓ Adında "z" sesi olan görsellerdeki noktaları birleştirip görseli boyayalım.



✓ Adında "z" sesi olan varlıkları işaretleyelim.

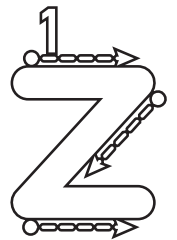
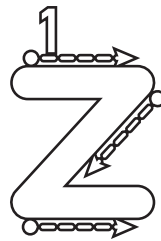
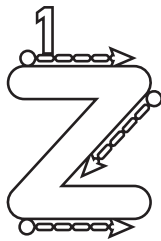
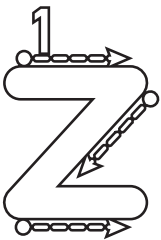
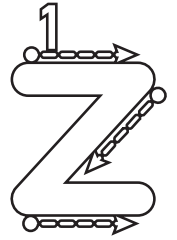
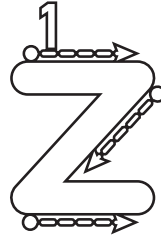
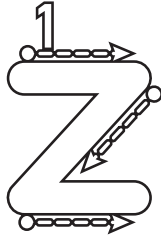
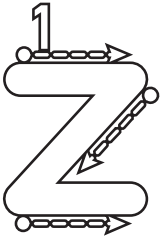
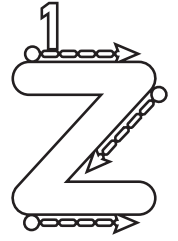
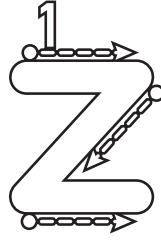
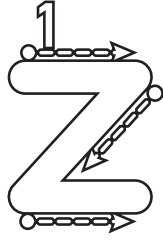
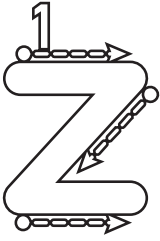
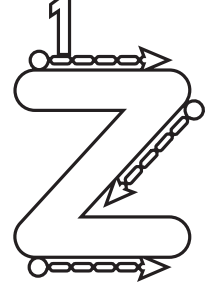
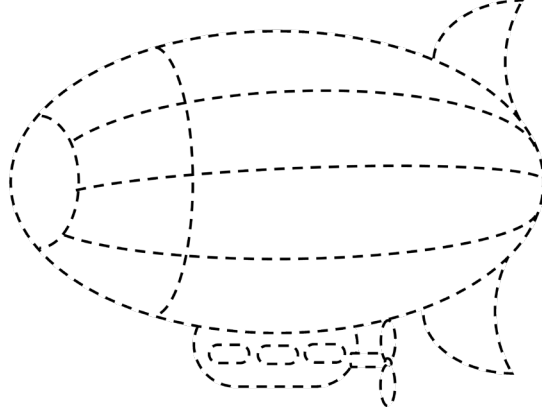


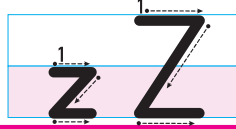
✓ Adının başında "z" ile başlayan varlıkları işaretleyelim.



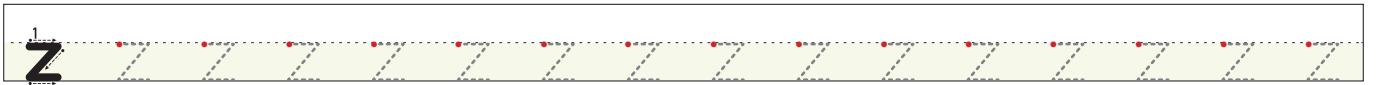
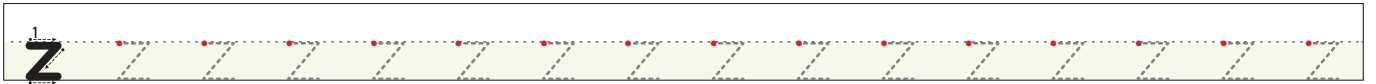
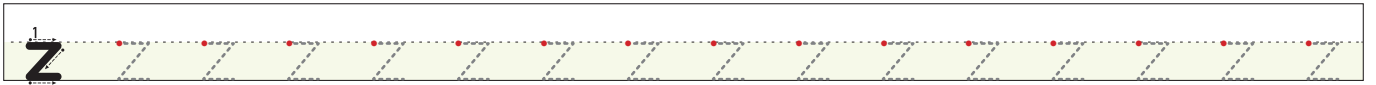
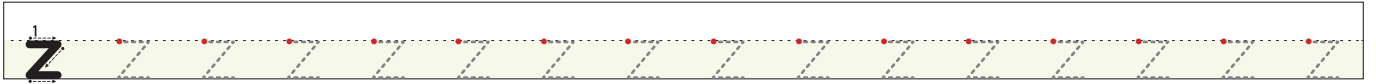
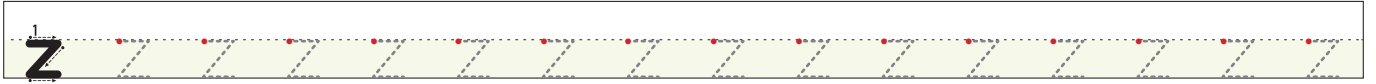
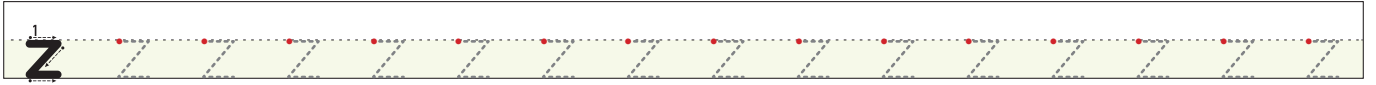
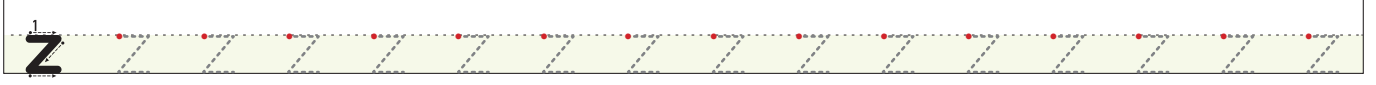


✓ Kalemleeri kullanarak 1 rakamının bulunduđu yerden başlamak şartıyla ok yönünde "z" harflerini içinden çizerek örnekteki gibi yapalım.



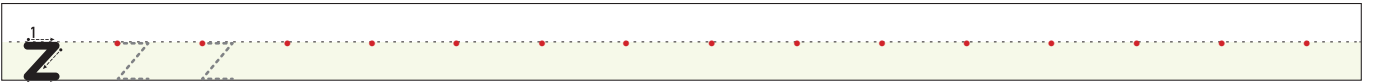
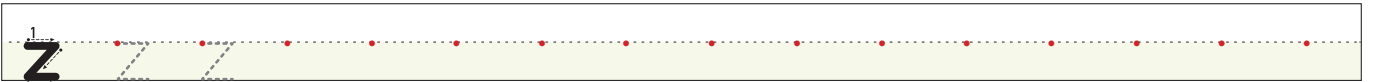
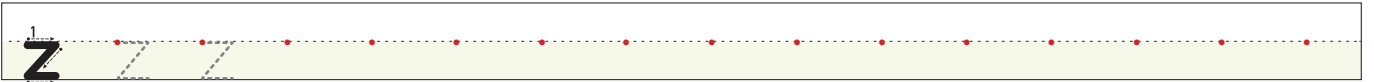
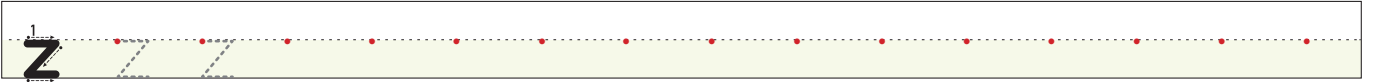
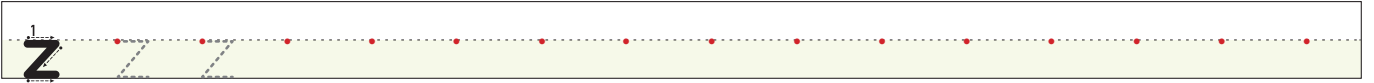
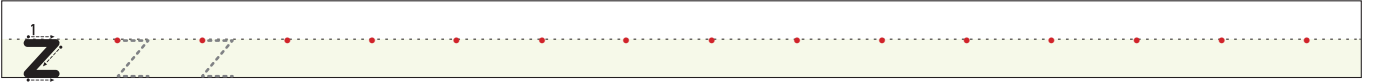
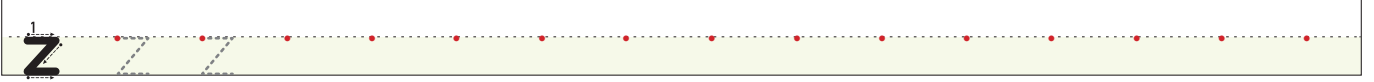
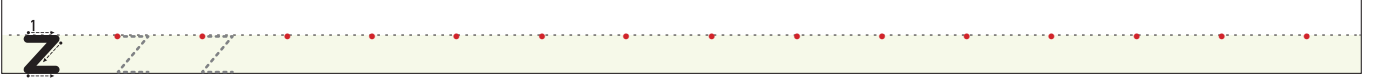
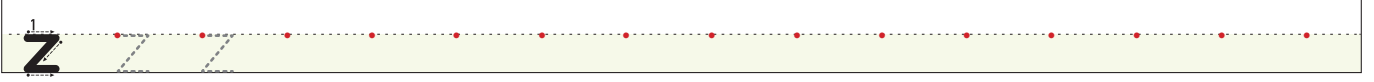


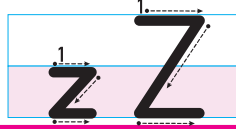
✓ "z" harfini yazalım.





✓ "z" harfini yazalım.





✓ Aşağıdaki satır dizgelerine "z" harfini yazalım.

z z z

z z z

z z z

z z z

z z z

z z z

z z z

z z z

z z z

z z z

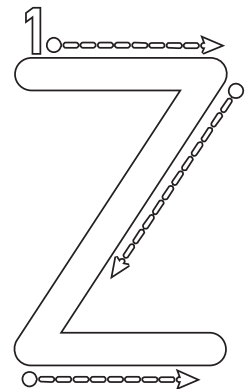
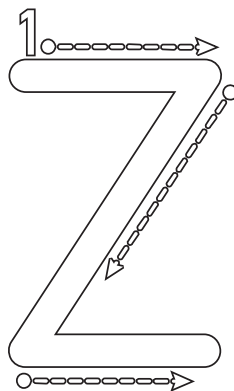
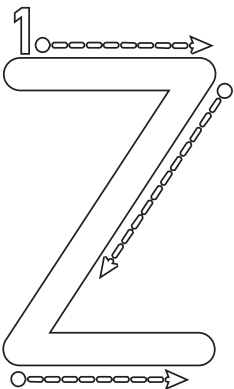
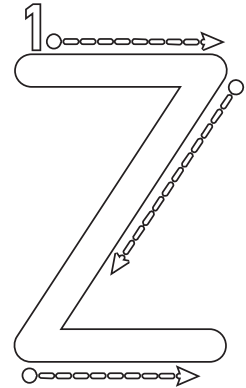
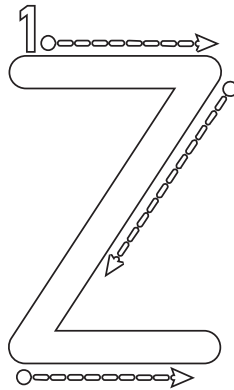
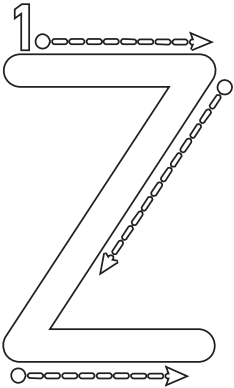
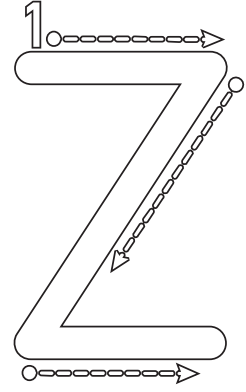
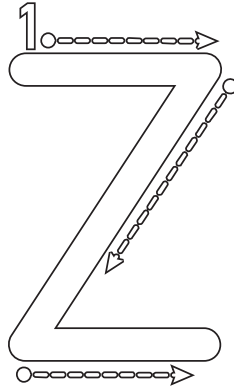
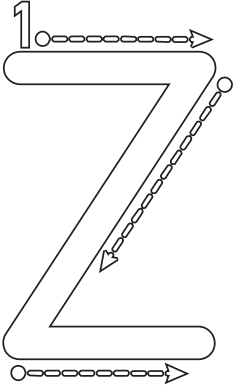
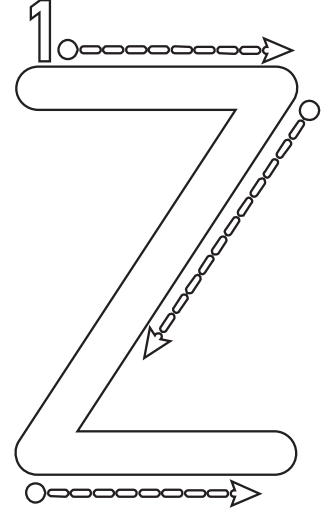


z z z

z z z

z z z

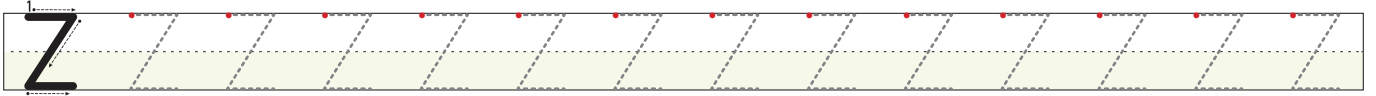
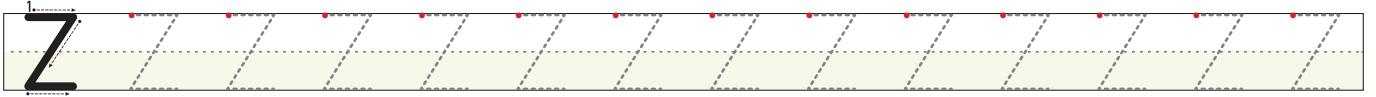
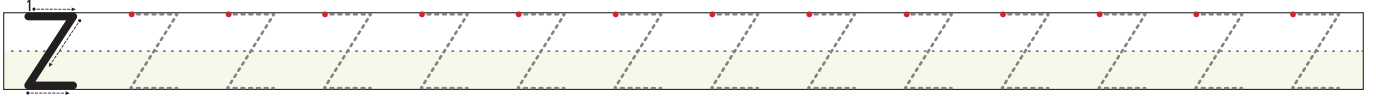
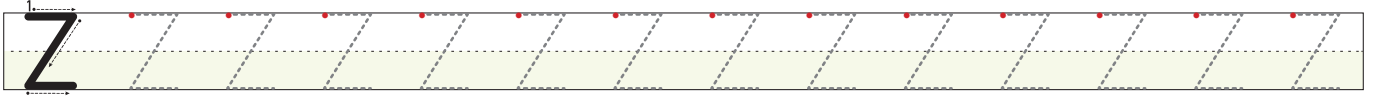
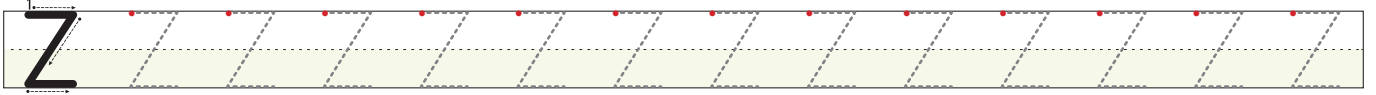
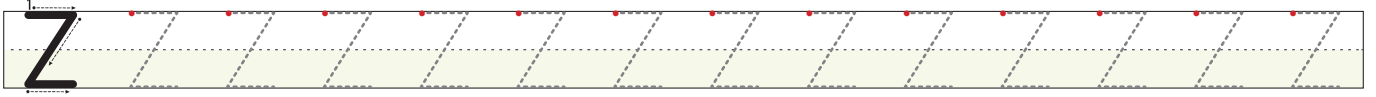
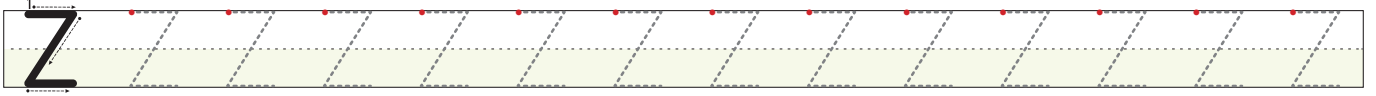
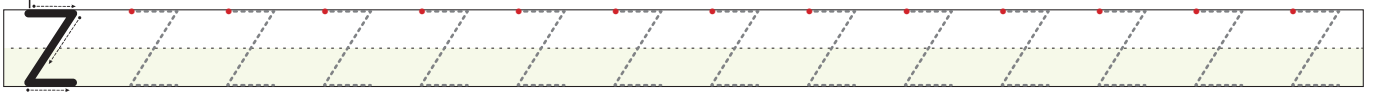
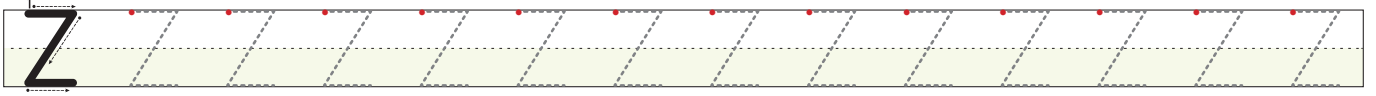
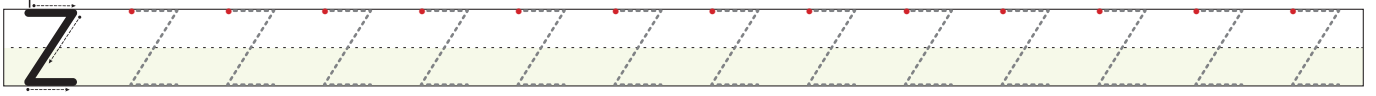
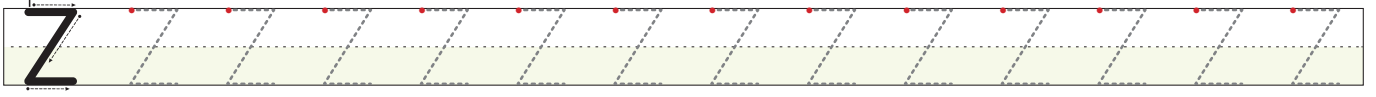
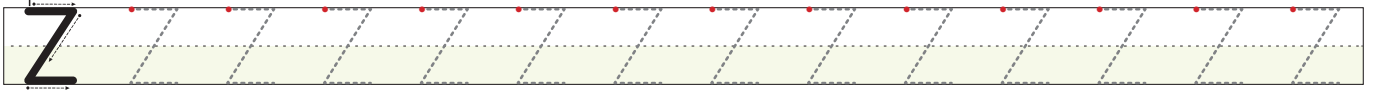
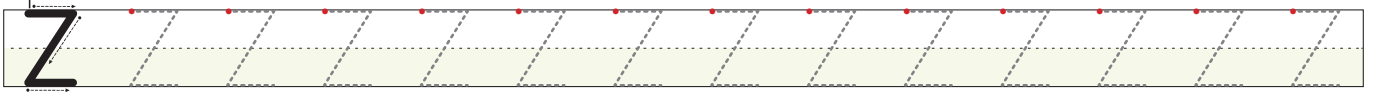


✓ Kalemleeri kullanarak 1 rakamının bulunduđu yerden başlamak şartıyla ok yönünde "Z" harflerini içinden çizerek örnekteki gibi yapalım.



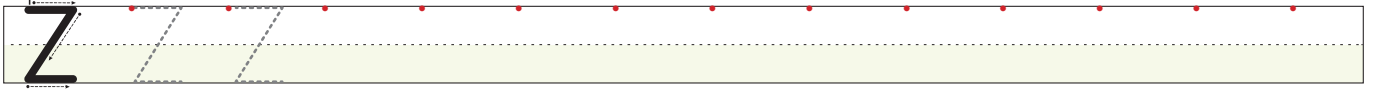
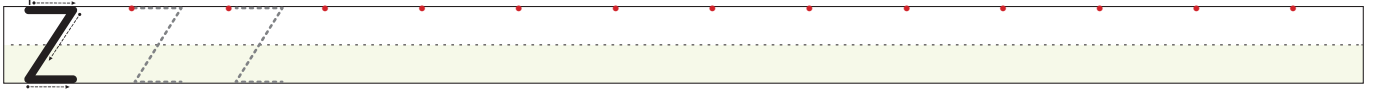
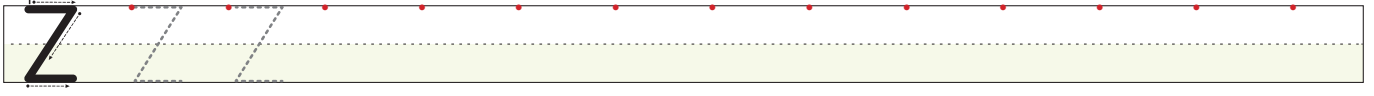
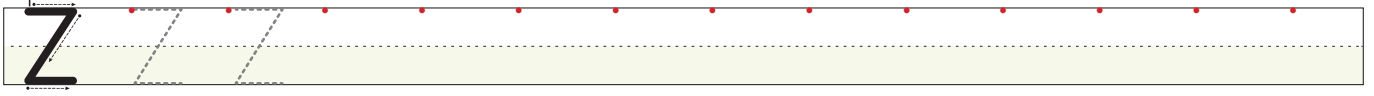
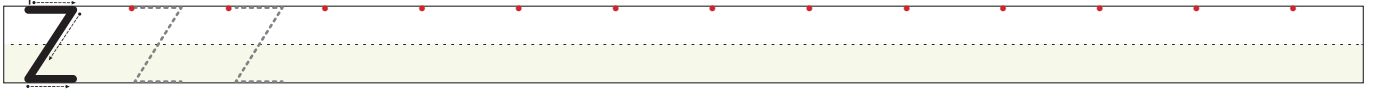
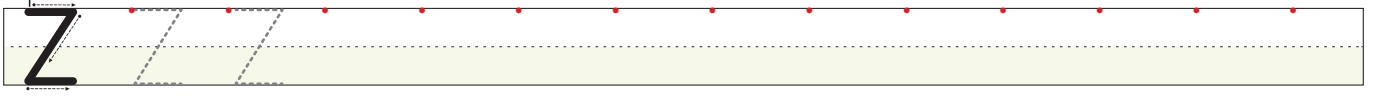
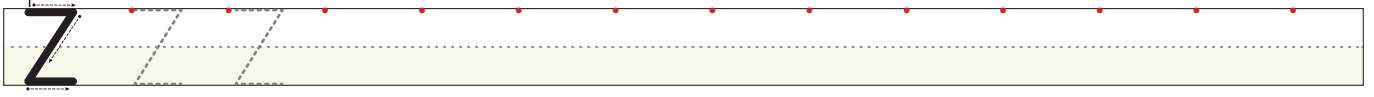
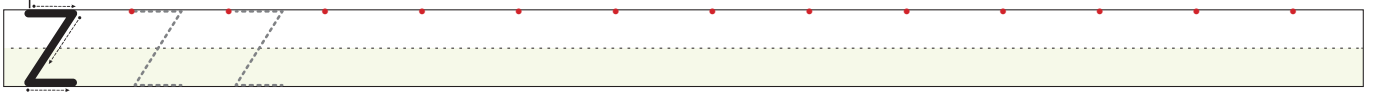
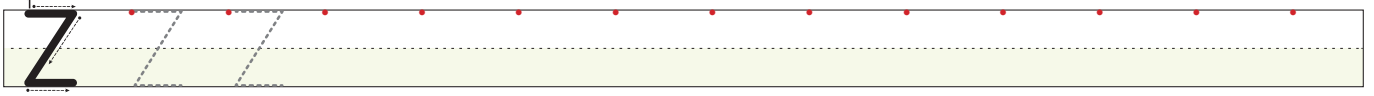
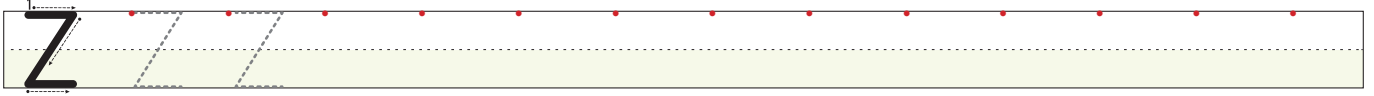
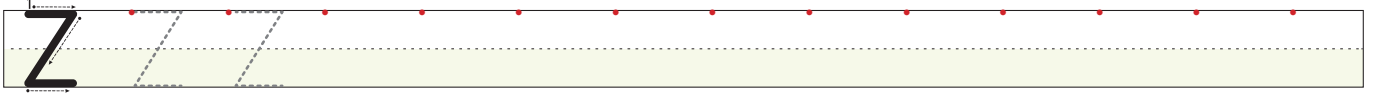
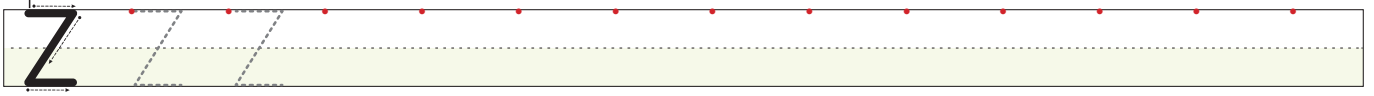
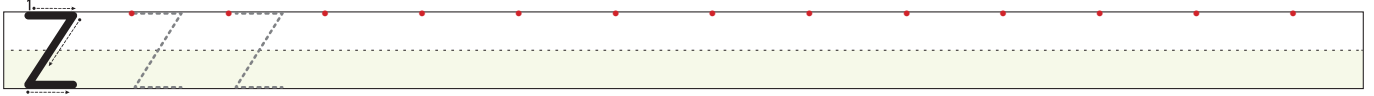


✓ "Z" harfini yazalım.



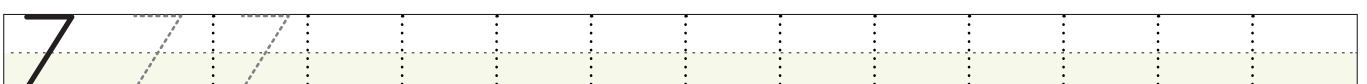
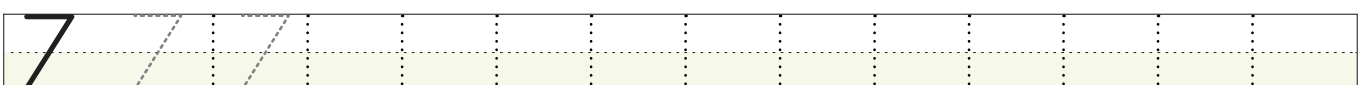
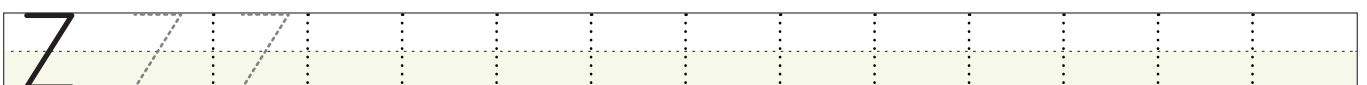
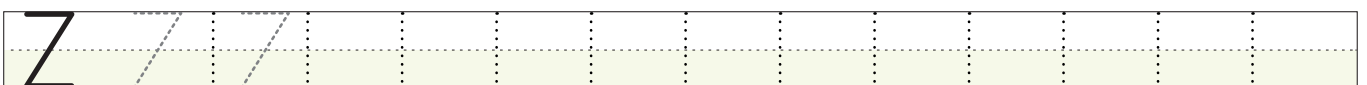
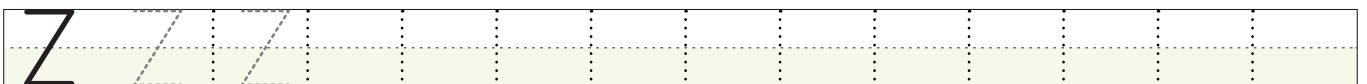
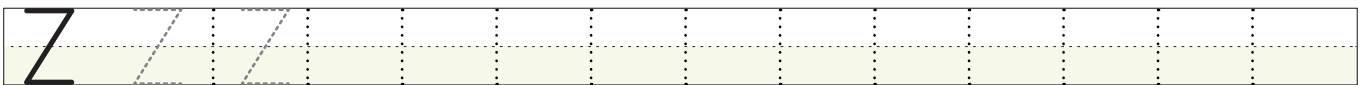
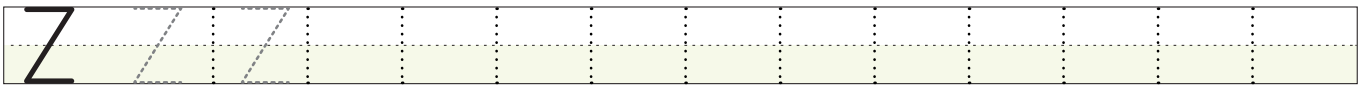
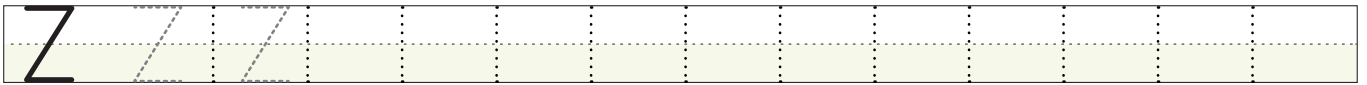
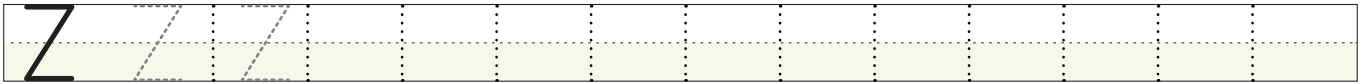
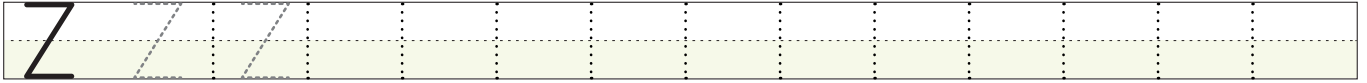
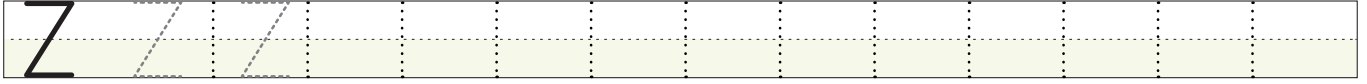
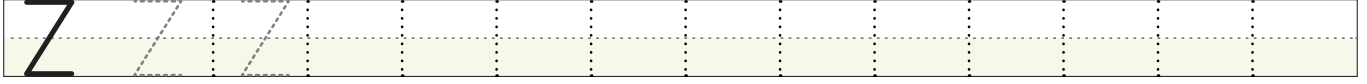
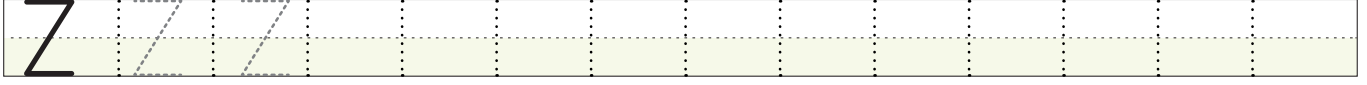


✓ "Z" harfini yazalım.




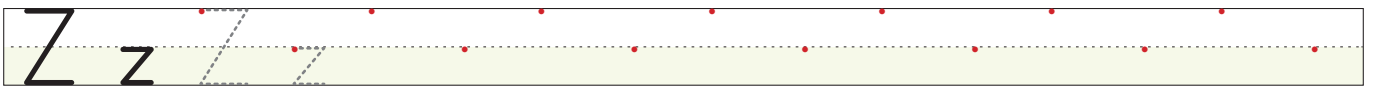
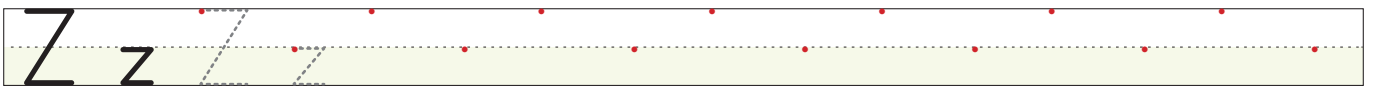
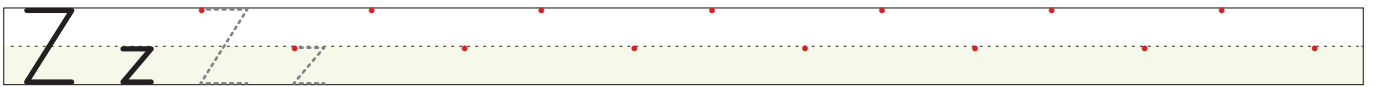
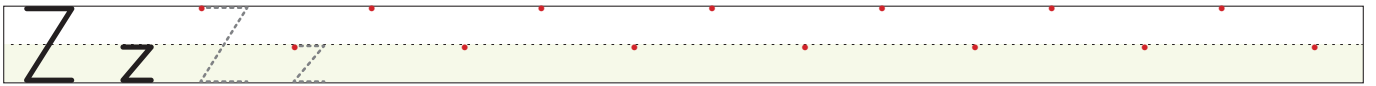
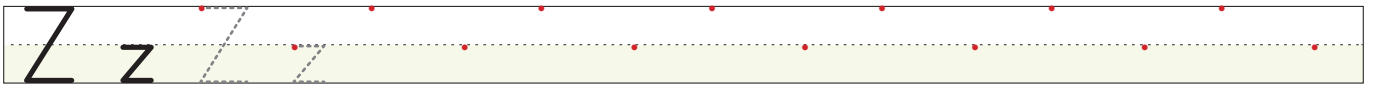
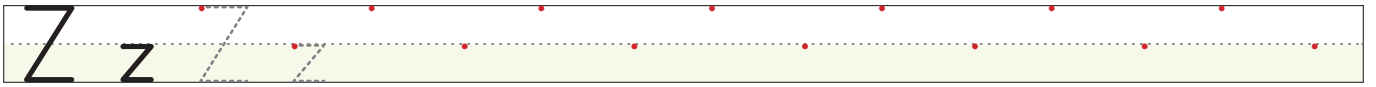
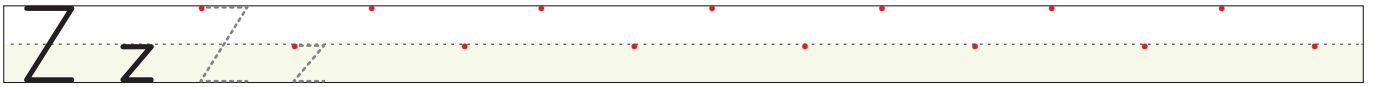
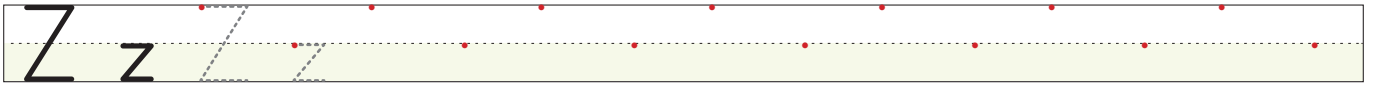
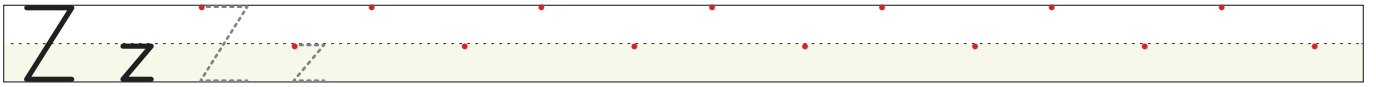
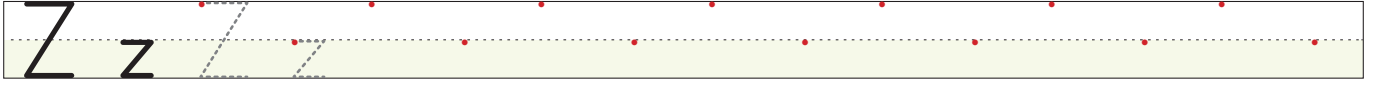



✓ Aşağıdaki satır dizgelerine "Z" harfini yazalım.





✓ Büyük ve küçük "z" harfini yazalım.





✓ Önce okuyalım, sonra yazalım.

a z
az

az az

e z
ez

ez ez

i z
iz

iz iz

o z
oz

oz oz

u z
uz

uz uz

ı z
iz

iz iz

ü z
üz

üz üz

ö z
öz

öz öz

z a
za

za za

z e
ze

ze ze

z i
zi

zi zi

z o
zo

zo zo

z u
zu

zu zu

z ı
zı

zı zı

z ü
zü

zü zü

z ö
zö

zö zö



✓ Önce okuyalım, sonra yazalım.

za → m → zam → zam

ka → z → kaz →

za → r → zar →

sa → z → saz →

zo → r → zor →

ze → ka → zeka →

zi → l → zil →

im → za → imza →

yü → z → yüz →

di → zi → dizi →

sö → z → söz →

ü → züm → üzüm →

te → z → tez →

öz → ne → özne →

tu → z → tuz →

a → yaz → ayaz →

do → z → doz →

ka → za → kaza →

mu → z → muz →

ta → ze → taze →

to → z → toz →

ku → zu → kuzu →

ya → z → yaz →

mü → ze → müze →



✓ Önce okuyalım, sonra yazalım.

o muz

o zan

u zay

za rar

zur na

za ten

sa kız

se kiz

mü zik

de niz

te miz

do kuz

düz lük

mız mız

yüz mek

yaz lık

zey tin

söz lük

yaz mak

zak kum

za man

zer rin

tuz luk

zer rin

ki raz

tey ze

naz lı

öz lem



✓ Önce okuyalım, sonra yazalım.

dü zi ne

de niz li

ko za lak

te miz lik

zik zak lı

may da noz

taz mi nat

zey tin lik

lez zet li

kır mı zı

ra ma zan

na zar lık

mü zis yen

tü ken mez

te ra zi

de ni zal tı

ro ma tiz ma


ya ra maz lık

de niz kı zı



Okuduğunuz sözcüklerin renklerine uygun olarak resmi boyayalım. Boş alanlara boyama yapmayalım.

imza	müze	kuzu	taze	deniz	dokuz	sakız
kaza	omuz	dizi	zeka	müzik	sekiz	zeytin





✓ Aşağıda verilen karışık sözcüklerden anlamlı cümleler oluşturalım.

diledi

dedesinden

Nazan

özür

Nazım

uyudu

saat

dokuzda

annesiyile

sözlük

aldı

Özkan

teyze

oldu

nezle

Arzu

kızak

kaydı

ile

Zeki

Ozan

aldı

zeytin

taze

Özlem

etti

ziyaret

dedesini

✓ Aşağıdaki cümleleri okuyup uygun görsellerle eşleştirelim.

→ Nazan yüzük taktı.




→ Ninem kırmızı kazak ördü.



→ Nazım denizde yüzdü.



→ Ozan tuzlu zeytin yedi.



→ İzel sarı mızıka aldı.






→ Özkan taze simit aldı.





✓ Görseli verilen varlıkların isimlerini bulmacaya yerleştirelim.





✓ Önce okuyalım, sonra yazalım.

ZEYTİN

Nazım kilo kilo zeytin aldı.
Sekiz dokuz kilo aldı.
Zeytinleri tuzlu suya koydu.
Zeytinler tuzlu tuzlu oldu.
Nazım ile Özkan simit aldılar.
Zeytin ile simit yediler.



Blank writing line for the word 'ZEYTİN'.

Blank writing line for the word 'ZEYTİN'.

Blank writing line for the word 'ZEYTİN'.

Blank writing line for the word 'ZEYTİN'.

Blank writing line for the word 'ZEYTİN'.

Blank writing line for the word 'ZEYTİN'.

Blank writing line for the word 'ZEYTİN'.



✓ Önce okuyalım, sonra yazalım.

KALEM



Özlem düzine ile kalem aldı.

Kalemler kırmızı renkliydi.

Özlem kalemleri dizmek istedi.

Özkan ona yardım etti.

Kalemleri yan yana masaya dizdi.

Sonra ikisi müzik dinledi.

Handwriting practice line with a dashed midline and a yellow shaded bottom section.

Handwriting practice line with a dashed midline and a yellow shaded bottom section.

Handwriting practice line with a dashed midline and a yellow shaded bottom section.

Handwriting practice line with a dashed midline and a yellow shaded bottom section.

Handwriting practice line with a dashed midline and a yellow shaded bottom section.

Handwriting practice line with a dashed midline and a yellow shaded bottom section.

Handwriting practice line with a dashed midline and a yellow shaded bottom section.