

# HARİKA BEYİNLER Tatilde,



Ne az, ne çok!!



Karne Kılıfı Hediye! 😊

EKONOMİK ✓ ZENGİN İÇERİK ✓ KALİTELİ ✓

WHATSAPP BİLGİ HATTI: 0 501 000 18 63





ilkokul1.com  
yayınları


## 1. SINIF 2. DÖNEM SETLERİMİZ HAZIR!

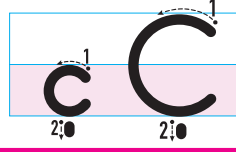
NE AZ,  
NE ÇOK!










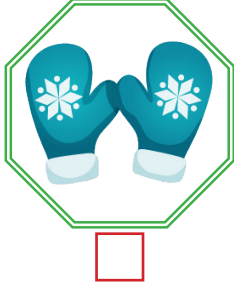

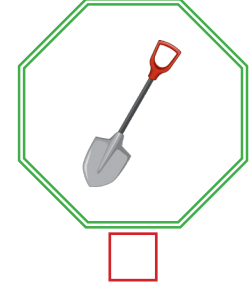
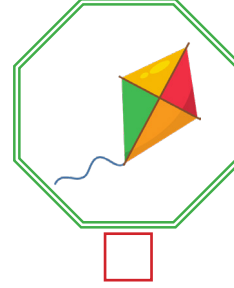
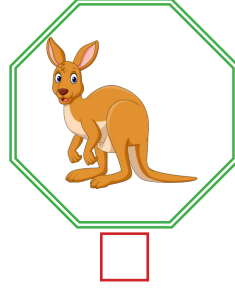
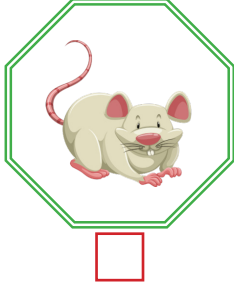

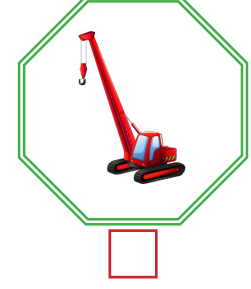








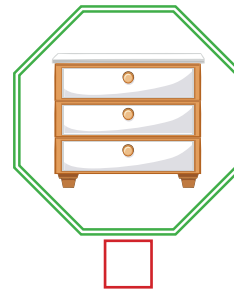
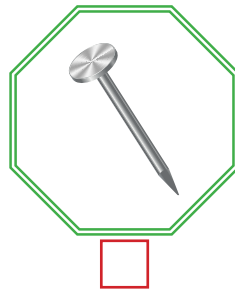


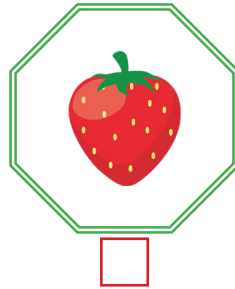
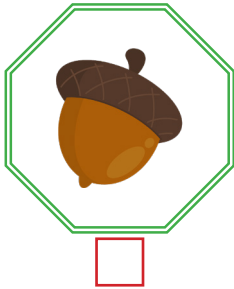
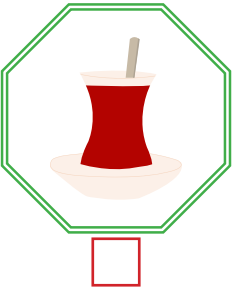
✓ Adında "ç" sesi olan görsellerdeki noktaları birleştirip görseli boyyalım.

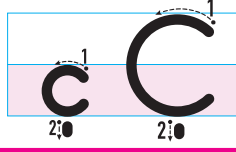


✓ Adında "ç" sesi olan varlıkları işaretleyelim.







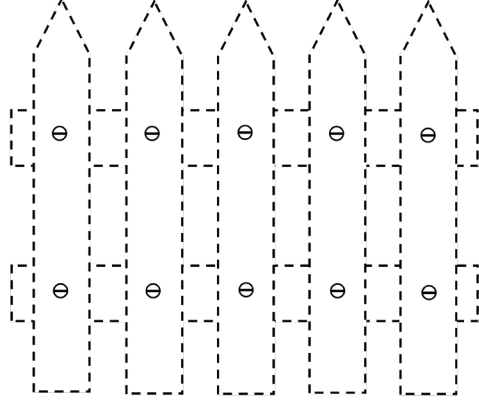


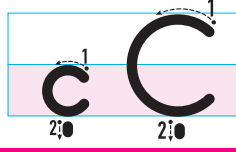
✓ Adının başında "ç" ile başlayan varlıkları işaretleyelim.



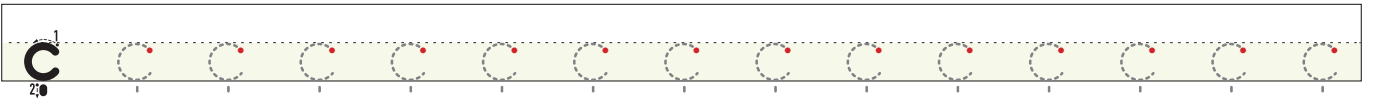
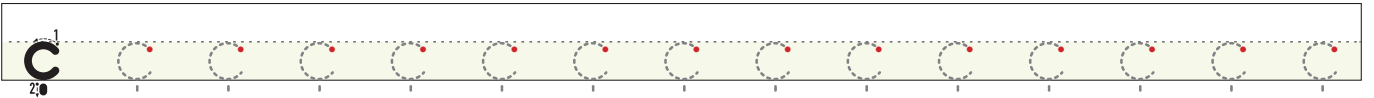
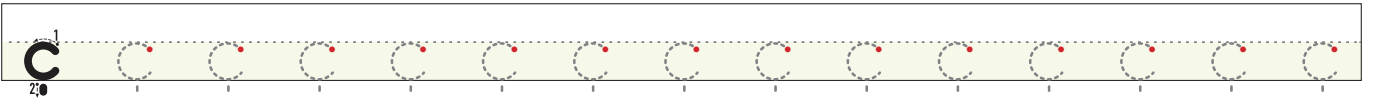
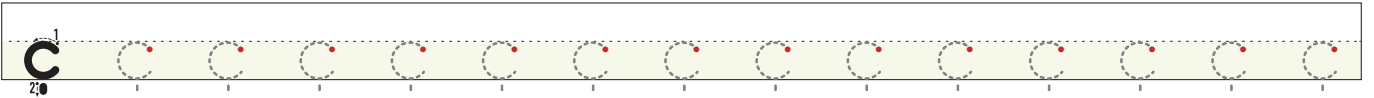
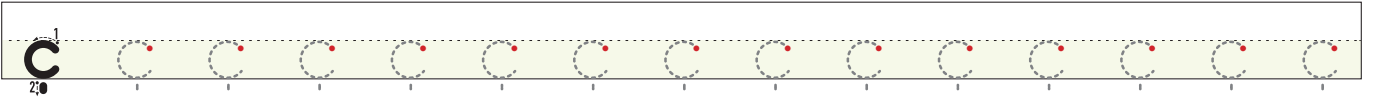
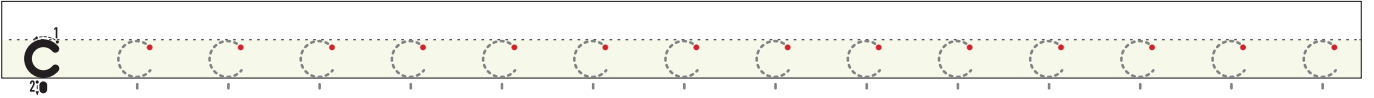
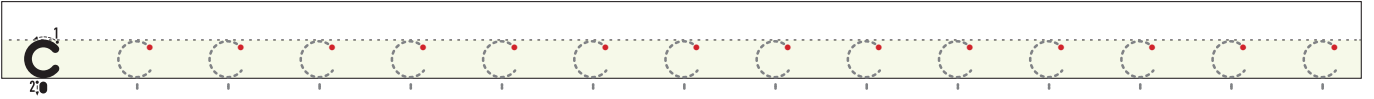
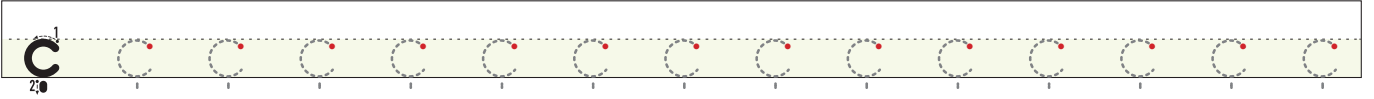
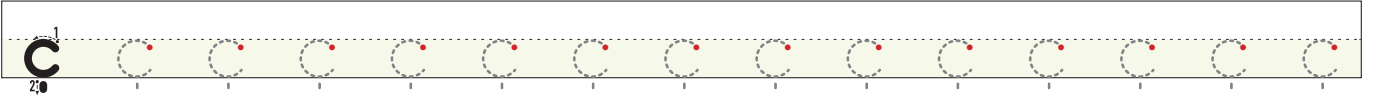
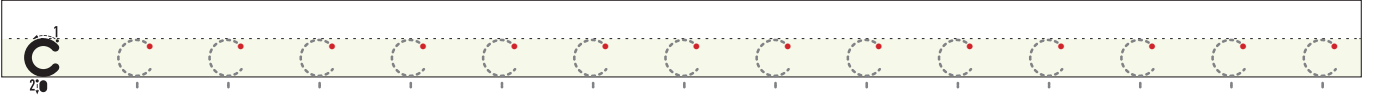
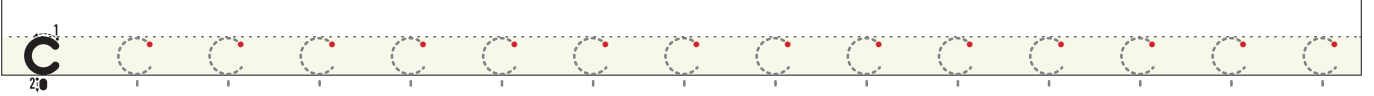
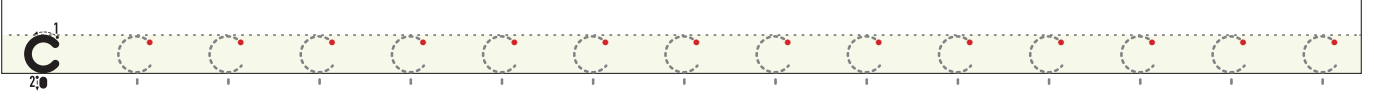
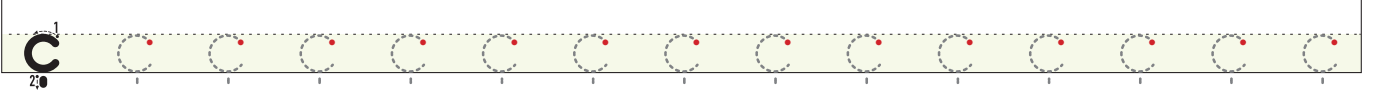


✓ Kalemle kullanarak 1 rakamının bulunduğu yerden başlamak şartıyla ok yönünde "ç" harflerini içinden çizerek örnekteki gibi yapalım.

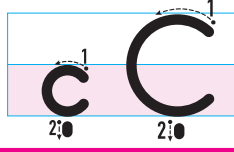




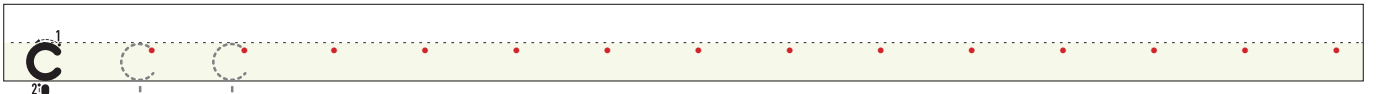
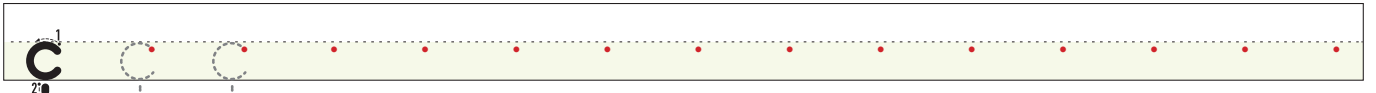
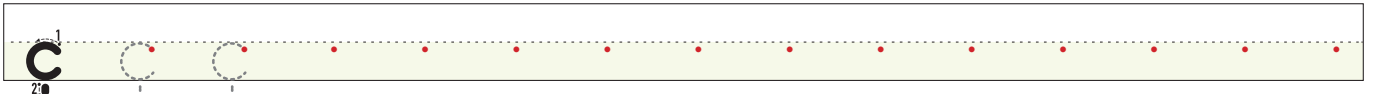
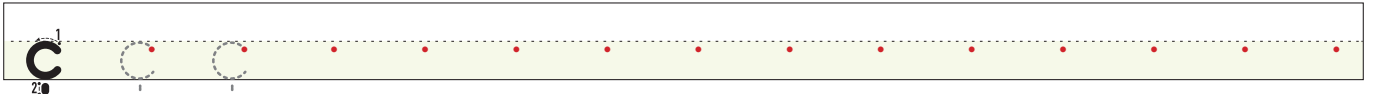
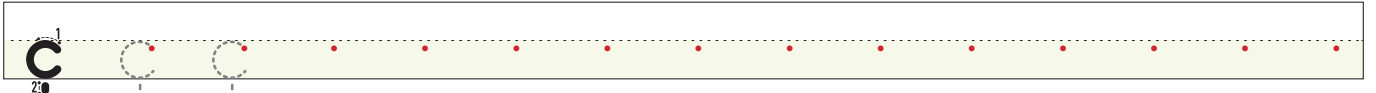
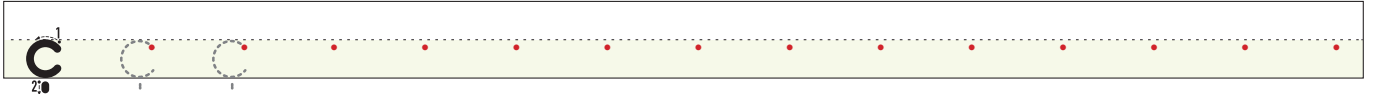
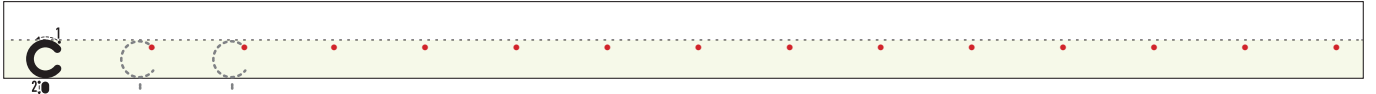
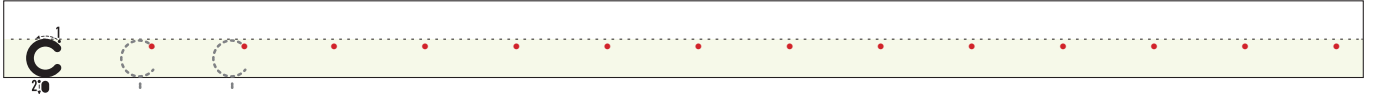

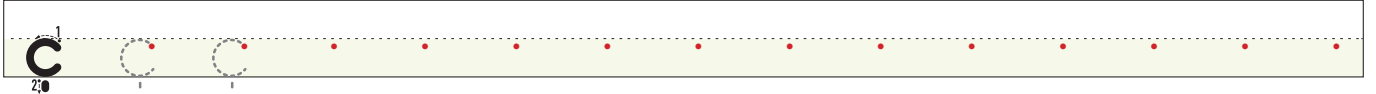
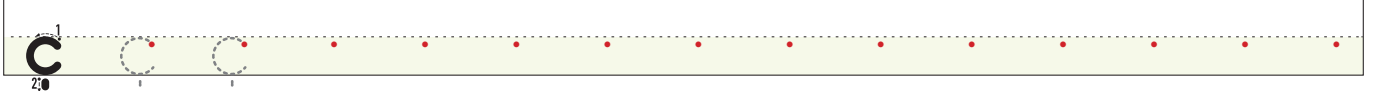
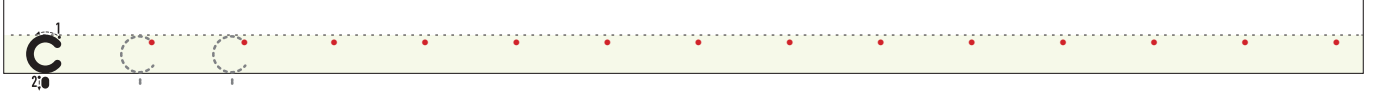
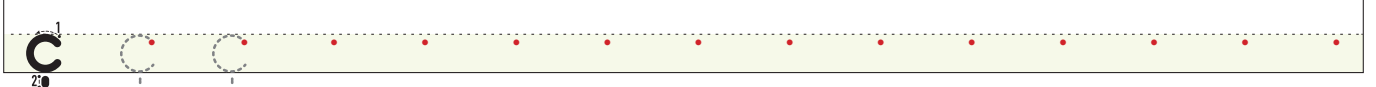
✓ "ç" harfini yazalım.

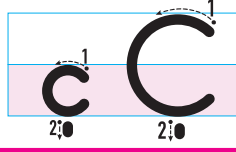






✓ "ç" harfini yazalım.





✓ Aşağıdaki satır dizgelerine "ç" harfini yazalım.

ç ç ç

ç ç ç

ç ç ç

ç ç ç

ç ç ç

ç ç ç

ç ç ç

ç ç ç

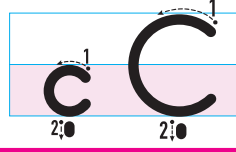
ç ç ç

ç ç ç

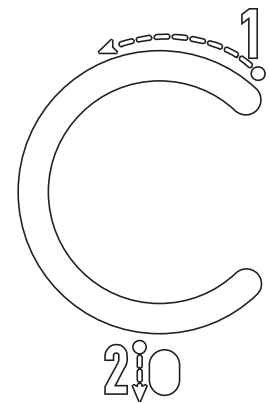
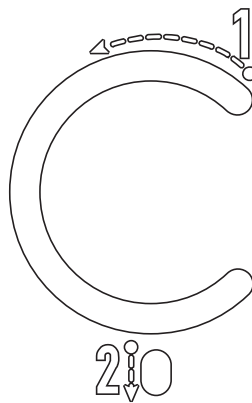
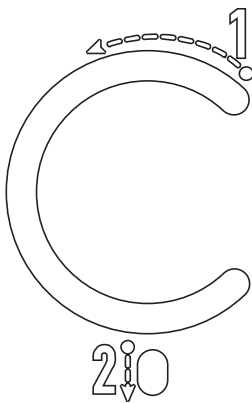
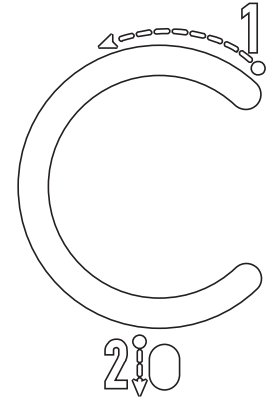
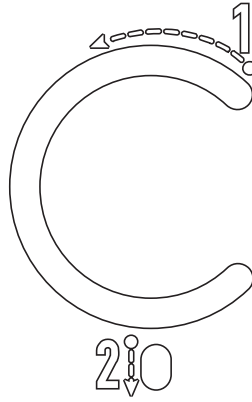
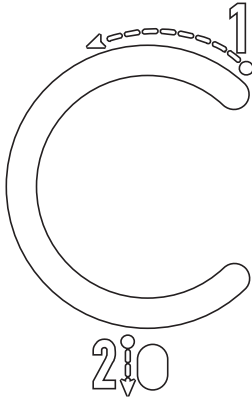
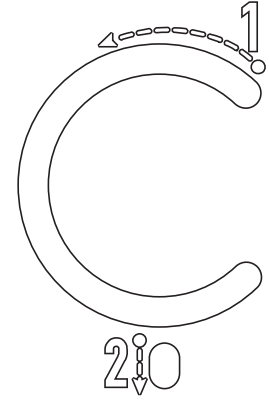
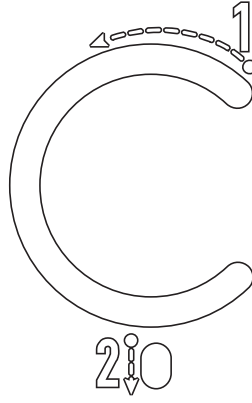
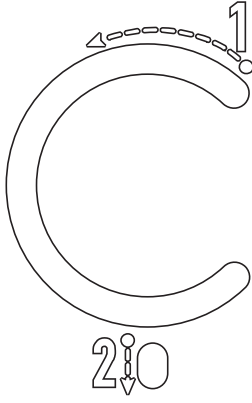
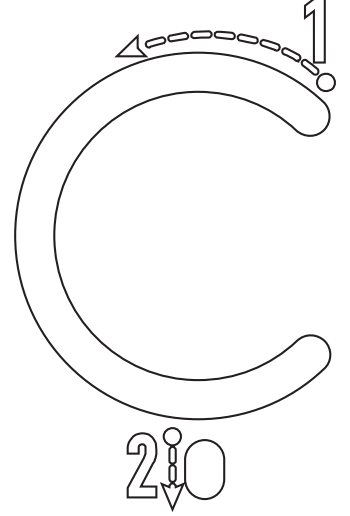


ç ç ç

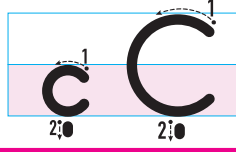
ç ç ç

ç ç ç



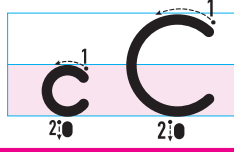
✓ Kalemle kullanarak 1 rakamının bulunduğu yerden başlamak şartıyla ok yönünde "Ç" harflerini içinden çizerek örnekteki gibi yapalım.



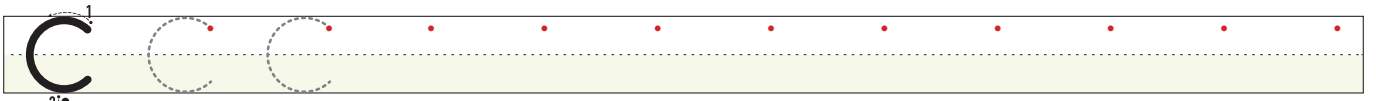
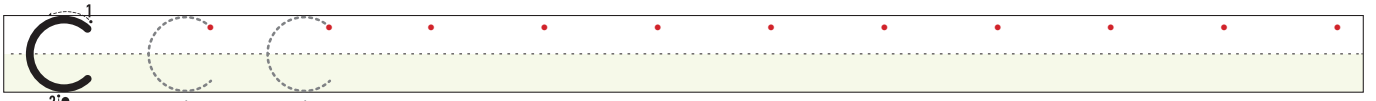
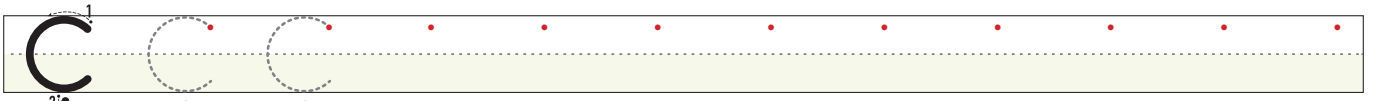
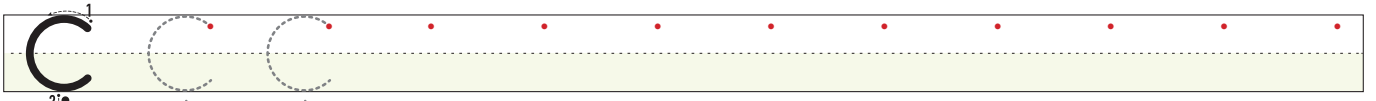
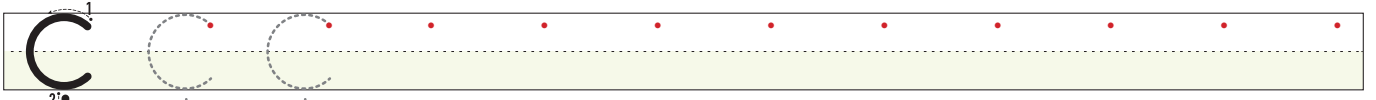
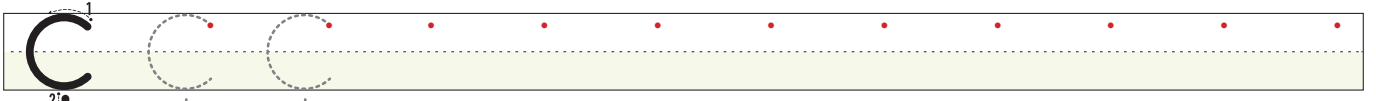
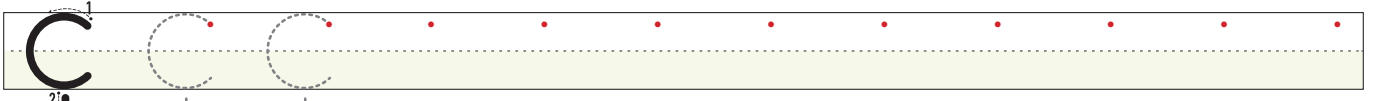
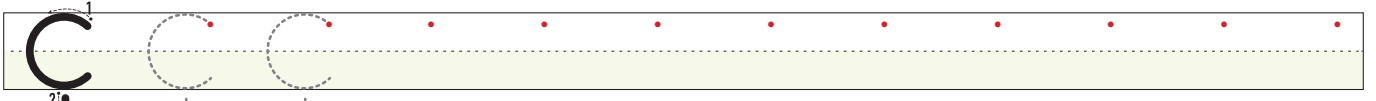
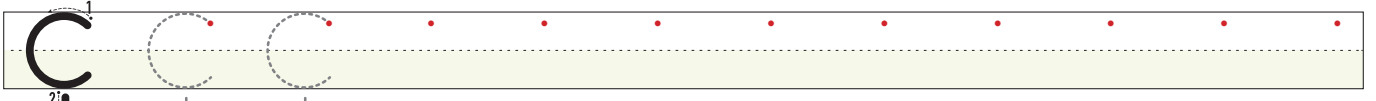
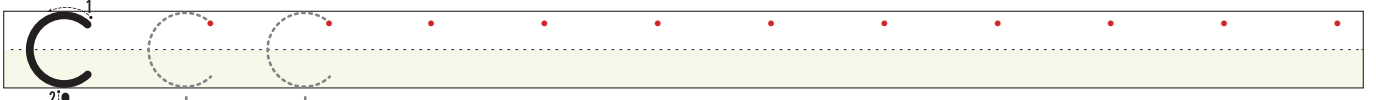
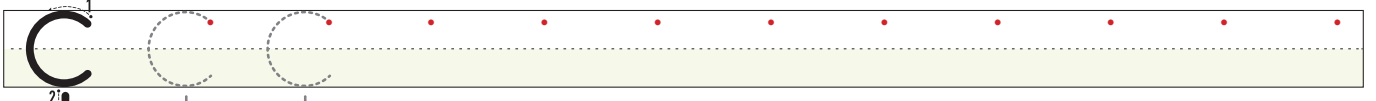
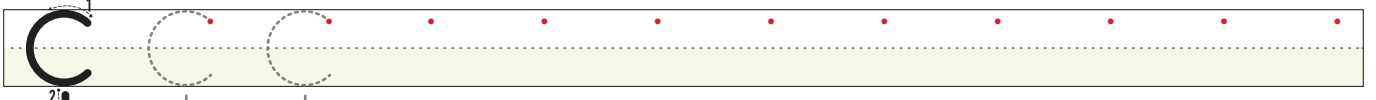
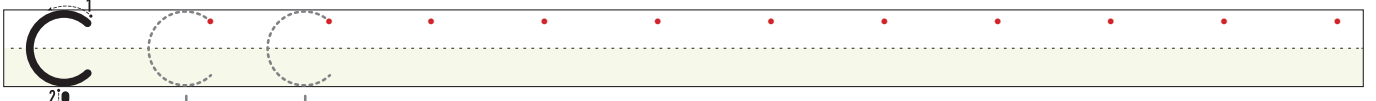


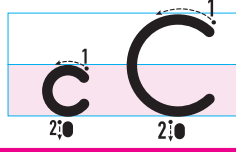
✓ "C" harfini yazalım.

Handwriting practice sheet for the letter 'C'. The page contains 13 rows of writing lines. Each row starts with a solid 'C' showing stroke order (1: counter-clockwise curve, 2: vertical line) and is followed by 11 dashed 'C's for tracing. The writing area is shaded light green, and a dashed horizontal line indicates the midline. The first row is highlighted in pink.



✓ "Ç" harfini yazalım.





✓ Aşağıdaki satır dizgelerine "Ç" harfini yazalım.

Ç Ç Ç

Ç Ç Ç

Ç Ç Ç

Ç Ç Ç

Ç Ç Ç

Ç Ç Ç

Ç Ç Ç

Ç Ç Ç

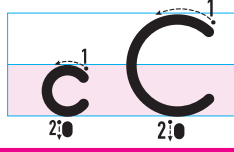
Ç Ç Ç

Ç Ç Ç

Ç Ç Ç

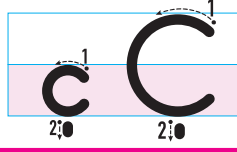
Ç Ç Ç

Ç Ç Ç



✓ Büyük ve küçük "ç" harfini yazalım.

Handwriting practice sheet for the letter 'ç'. The sheet consists of 13 horizontal rows. Each row is divided into three sections: a green section on the left for tracing, a white section in the middle for tracing, and a white section on the right for independent writing. The first row contains solid letters 'Ç' and 'ç' followed by dashed letters for tracing. The subsequent rows contain dashed letters for tracing and red dots indicating starting points for independent writing. The letters are arranged in a sequence of uppercase 'Ç' and lowercase 'ç'.



✓ Önce okuyalım, sonra yazalım.

a ç  
aç  
aç aç  
aç aç

e ç  
eç  
eç eç  
eç eç

i ç  
iç  
iç iç  
iç iç

o ç  
oç  
oç oç  
oç oç

u ç  
uç  
uç uç  
uç uç

ı ç  
iç  
iç iç  
iç iç

ü ç  
üç  
üç üç  
üç üç

ö ç  
öç  
öç öç  
öç öç

ç a  
ça  
ça ca  
ça ca

ç e  
çe  
çe ce  
çe ce

ç i  
çi  
çi ci  
çi ci

ç o  
ço  
ço co  
ço co

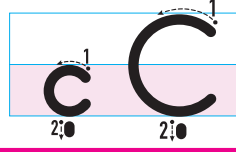
ç u  
çu  
çu cu  
çu cu

ç ı  
ç ı  
ç ı cı  
ç ı cı

ç ü  
çü  
çü cü  
çü cü

ç ö  
çö  
çö cö  
çö cö





✓ Önce okuyalım, sonra yazalım.

ça → y → çay → çay

ça → m → çam →

çe → k → çek →

ço → k → çok →

ça → n → çan →

çi → m → çim →

çi → t → çit →

çö → l → çöl →

ta → ç → taç →

ma → ç → maç →

ka → ç → kaç →

ko → ç → koç →

sa → ç → saç →

çu → l → çul →

çar → k → çark →

ça → tı → çatı →

ça → kı → çakı →

ça → re → çare →

çı → ta → çita →

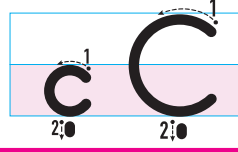
a → çık → açık →

aç → ma → açma →

il → çe → ilçe →

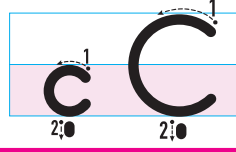
ay → ça → Ayça →

ke → çi → keçi →



✓ Önce okuyalım, sonra yazalım.

ça nak	çe kiç	ça tal	çi lek
çi men	çö züm	çi çek	saç ma
ka çak	saç ma	çö züm	çat lak
çiz mek	çat lak	süt laç	Türk çe
seç kin	or çun	çak mak	yal çin
üç lük	çek yat	çan ta	çe rez
ser çe	çö rek	çiz me	ça yır



✓ Önce okuyalım, sonra yazalım.

çi çek çi

si mit çi

re çe te

e mek çi

sa at çi

e mek çi

çe te le

i nat çi

ki reç li

çe kir dek

çi men to

çi kar ma

çü rü me

çi men lik

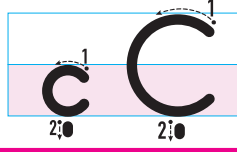
çay dan lık

çi ko la ta

i nat çi lık


çi çek çi lik

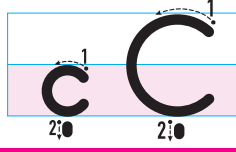
te si sat çi



✓ Okuduğunuz sözcüklerin renklerine uygun olarak resmi boyayalım. Boş alanlara boyama yapmayalım.

çekiç	çiçek	çimen	ilçe	çanak	çukur	üçlük
çilek	çatal	çita	çizme	sütlac	keçi	uçak





✓ Aşağıda verilen karışık sözcüklerden anlamlı cümleler oluşturalım.

aldık

üç

kilo

çilek

uçurdu

uçurtma

Çetin

dün

çiçek

aldı

babam

anneme

yedi

Çınar

çörek

limonlu

oyladı

keçi

küçük

kırlarda

ilaç

aldı

reçeteli

ninem

reçelli

yedi

ekmek

Ayça

✓ Aşağıdaki cümleleri okuyup uygun görsellerle eşleştirelim.

→ Çınar annesine çiçek aldı.



→ Ayça çilek reçeli yedi.



→ Çetin keçileri otlattı.



→ Seçil limonlu çay içti.

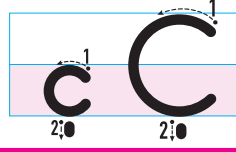


→ Demir, ormanda çadır kur.

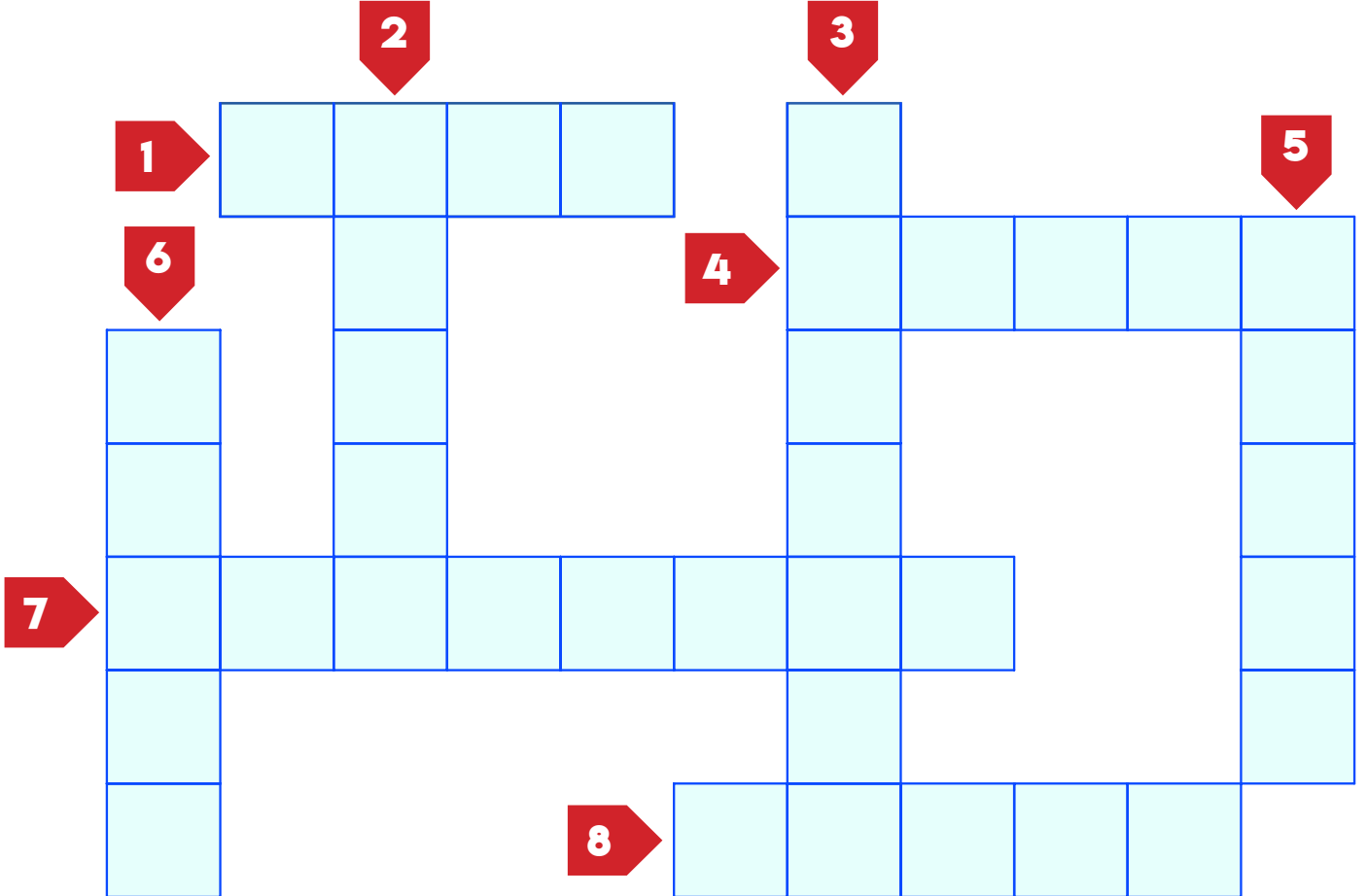

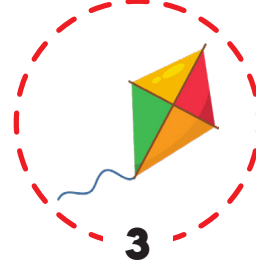



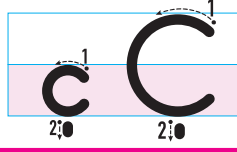
→ Dala üç tane serçe kondu.





✓ Görseli verilen varlıkların isimlerini bulmacaya yerleştirelim.





✓ Önce okuyalım, sonra yazalım.

## ÇİLEK

Ayça taze çilek aldı.  
Üç kilo kadar çilek aldı.  
Taze taze çilek aldı.  
Çürük çilekleri almadı.  
İyi çilekleri kaynattı.  
Çilekler kaynadı, reçel oldu.



Handwriting practice line with a dashed midline and a yellow shaded bottom area.

Handwriting practice line with a dashed midline and a yellow shaded bottom area.

Handwriting practice line with a dashed midline and a yellow shaded bottom area.

Handwriting practice line with a dashed midline and a yellow shaded bottom area.

Handwriting practice line with a dashed midline and a yellow shaded bottom area.

Handwriting practice line with a dashed midline and a yellow shaded bottom area.

Handwriting practice line with a dashed midline and a yellow shaded bottom area.



Önce okuyalım, sonra yazalım.

## KEÇİ



Çınar üç keçi otlatıyor.  
Üç keçi de çok küçük.  
Keçiler ot, çimen yemeli.  
Çınar da çörek yemeli.  
Üstüne reçel sürmeli.  
Çörek yerken süt içmeli.

Handwriting practice line with a dashed midline and a yellow shaded bottom area.

Handwriting practice line with a dashed midline and a yellow shaded bottom area.

Handwriting practice line with a dashed midline and a yellow shaded bottom area.

Handwriting practice line with a dashed midline and a yellow shaded bottom area.

Handwriting practice line with a dashed midline and a yellow shaded bottom area.

Handwriting practice line with a dashed midline and a yellow shaded bottom area.

Handwriting practice line with a dashed midline and a yellow shaded bottom area.