



ilkokul1.com

1.Sınıflar
İçin

HARİKA BEYİNLER Tatilde,



Ne az, ne çok!!



Karne Kılıfı Hediye! 😊

EKONOMİK ✓ ZENGİN İÇERİK ✓ KALİTELİ ✓

WHATSAPP BİLGİ HATTI: 0 501 000 18 63





ilkokul1.com
yayınları

1. SINIF 2. DÖNEM SETLERİMİZ HAZIR!

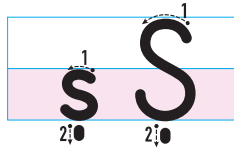
NE AZ,
NE ÇOK!



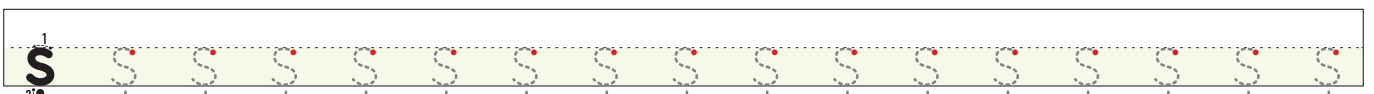
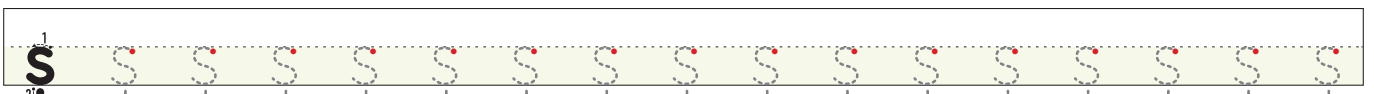
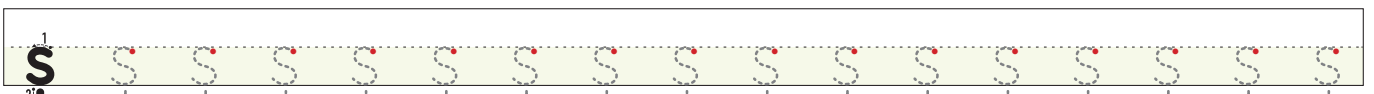
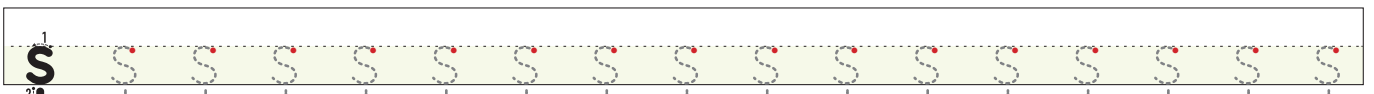
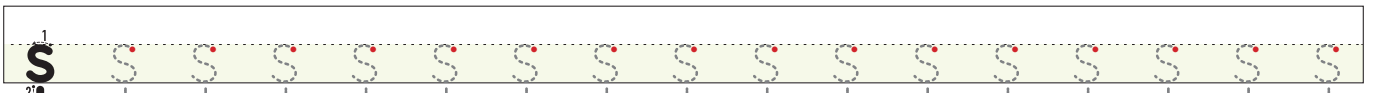
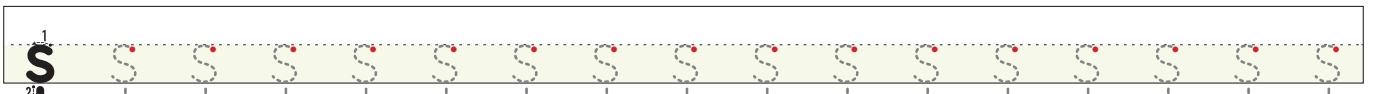
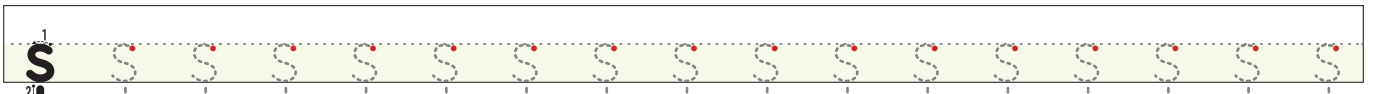
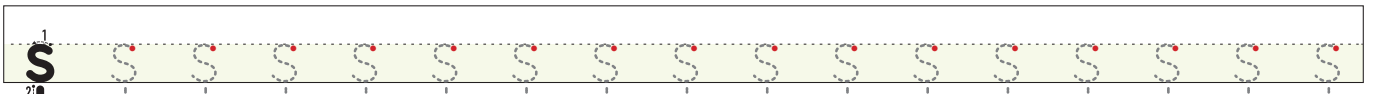
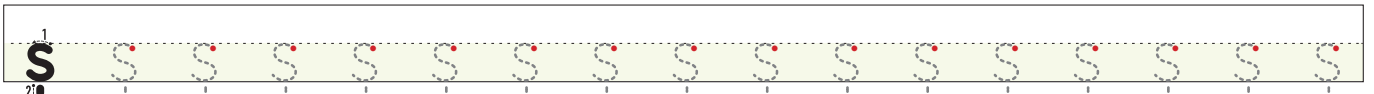
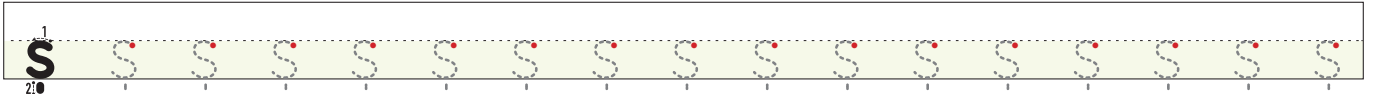
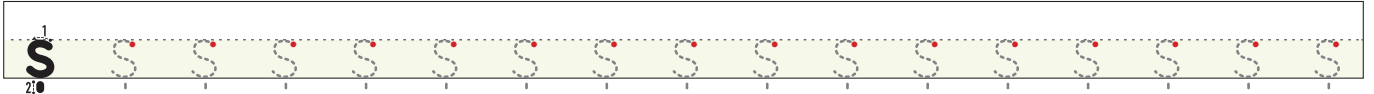
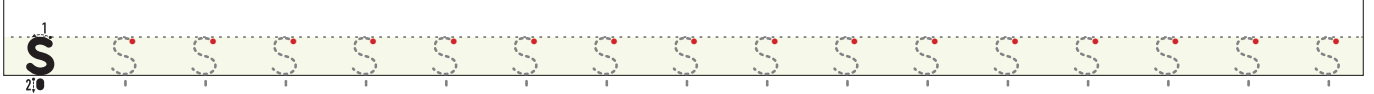
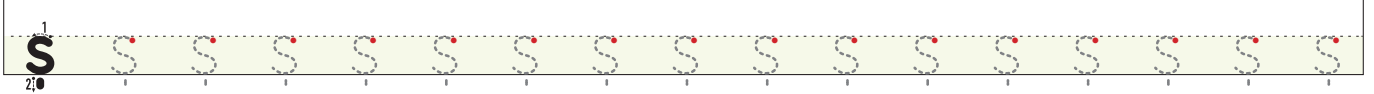


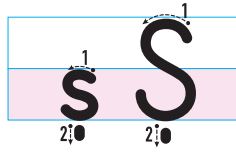




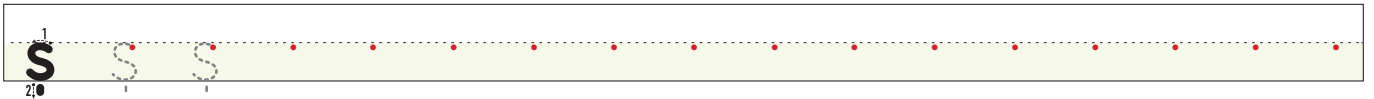
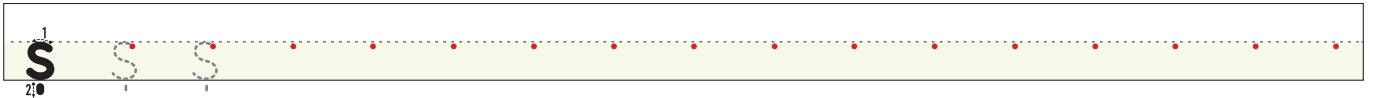
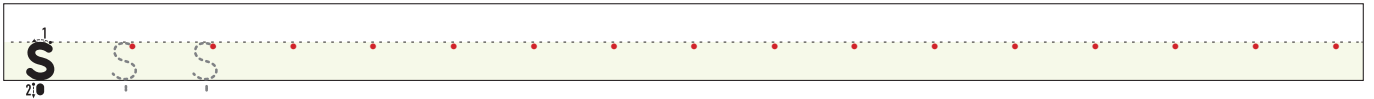
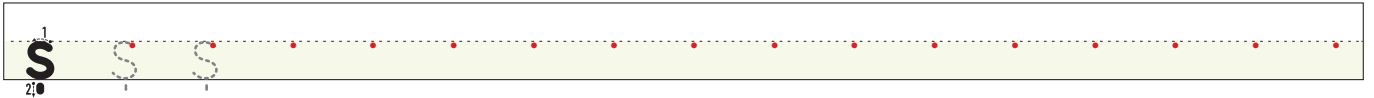
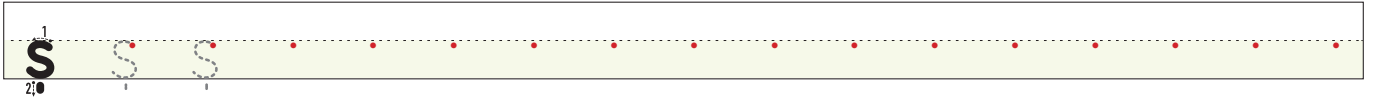
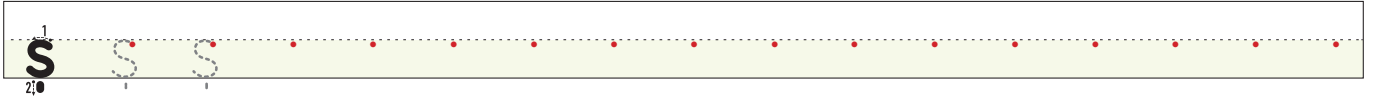
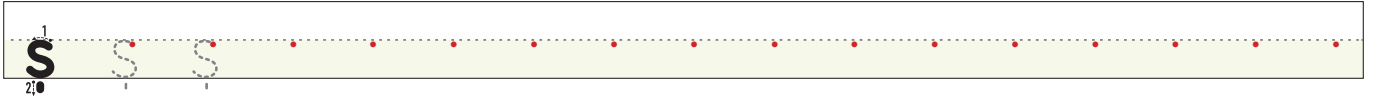
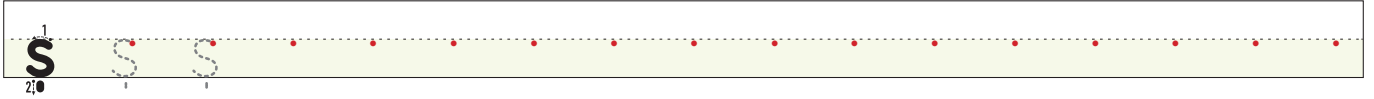
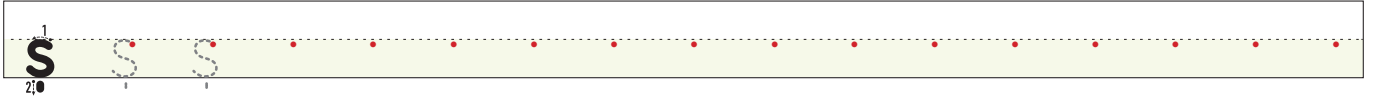
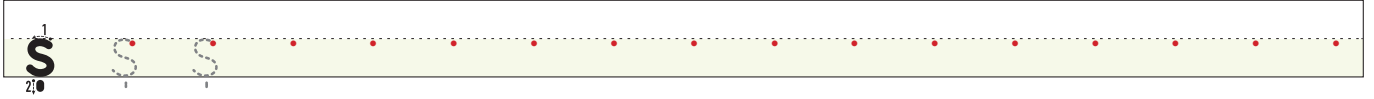
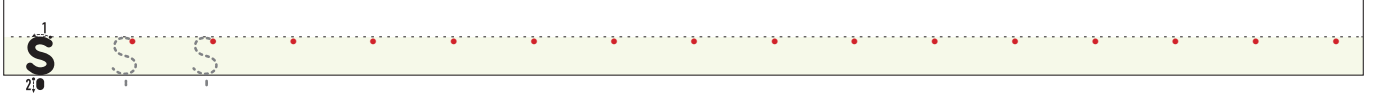
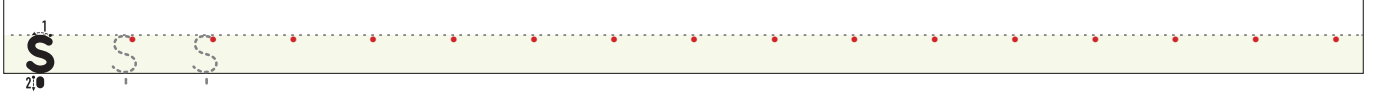
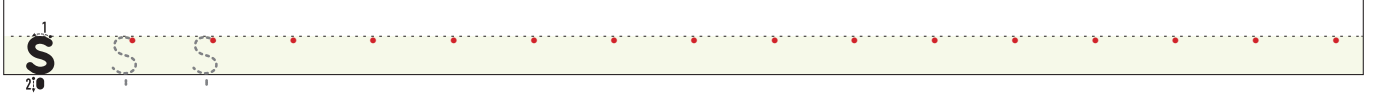


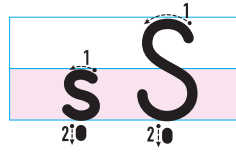
✓ "s" harfini yazalım.





✓ "s" harfini yazalım.





✓ Aşağıdaki satır dizgelerine "ş" harfini yazalım.

ş ş ş

ş ş ş

ş ş ş

ş ş ş

ş ş ş

ş ş ş

C C C

ş ş ş

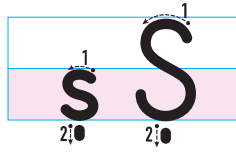
ş ş ş

ş ş ş

ş ş ş

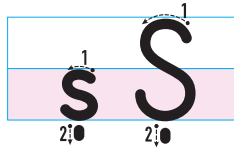
ş ş ş

ş ş ş

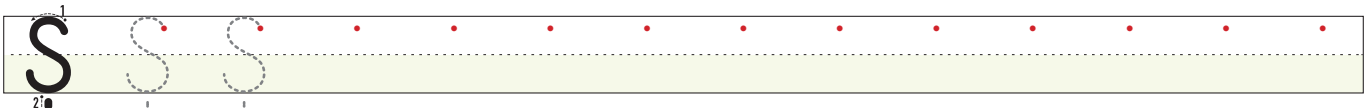
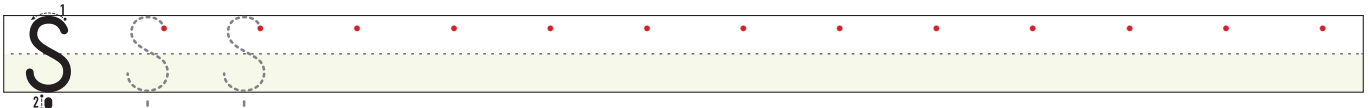
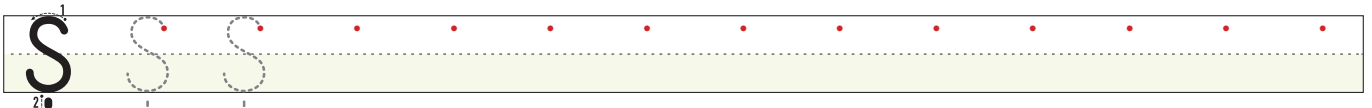
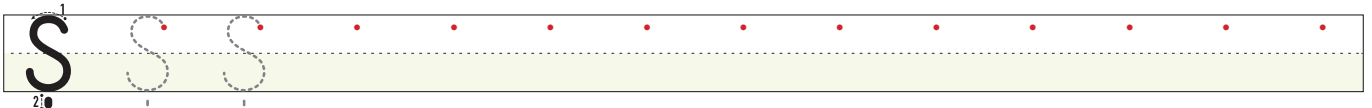
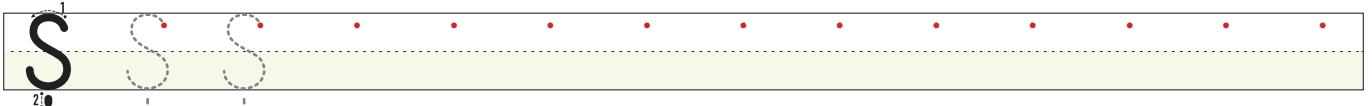
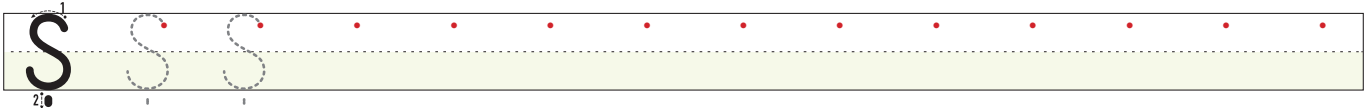
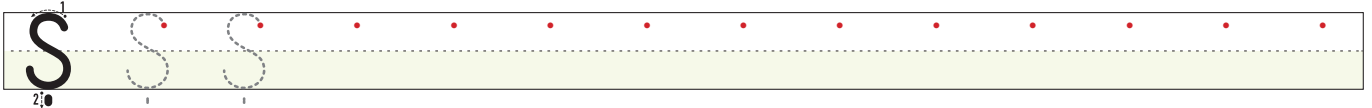
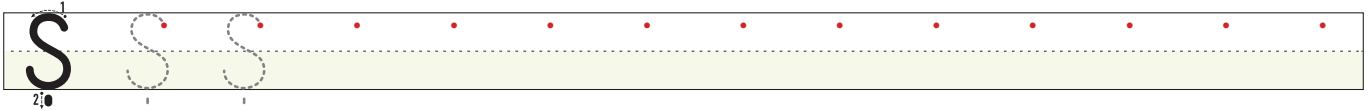
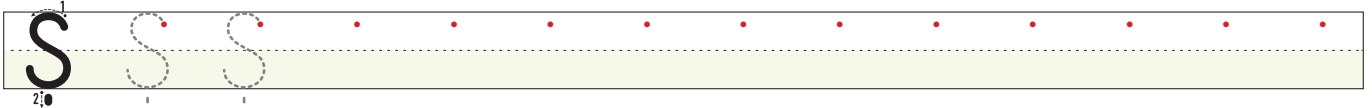
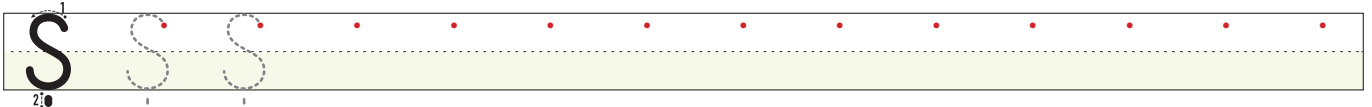
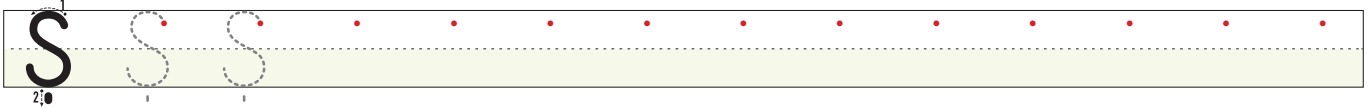
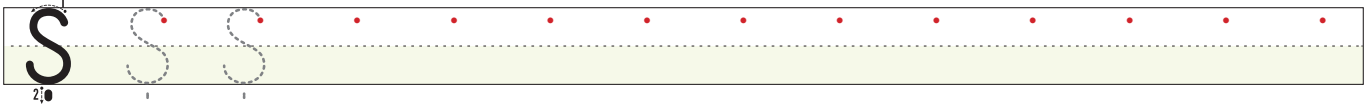
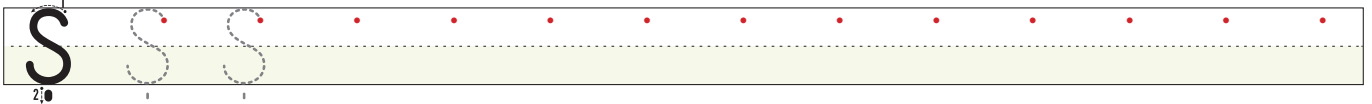


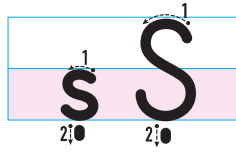
✓ "Ş" harfini yazalım.

Handwriting practice sheet for the letter 'S'. The page contains 12 rows. Each row starts with a solid black 'S' showing stroke order (1: top to bottom, 2: downward arrow) and is followed by 11 dashed 'S' characters for tracing. The rows are set against a light green background with a dashed horizontal line.



✓ "S" harfini yazalım.





✓ Aşağıdaki satır dizgelerine "Ş" harfini yazalım.

Ş Ş Ş

Ş Ş Ş

Ş Ş Ş

Ş Ş Ş

Ş Ş Ş

Ş Ş Ş

Ş Ş Ş

Ş Ş Ş

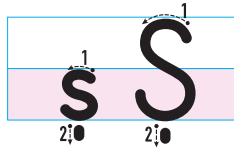
Ş Ş Ş

Ş Ş Ş

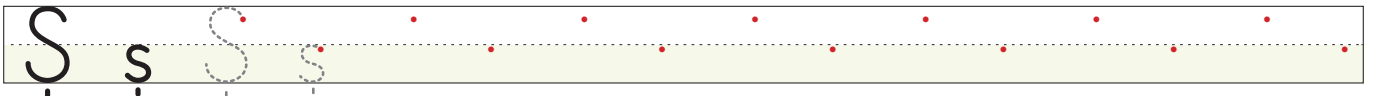
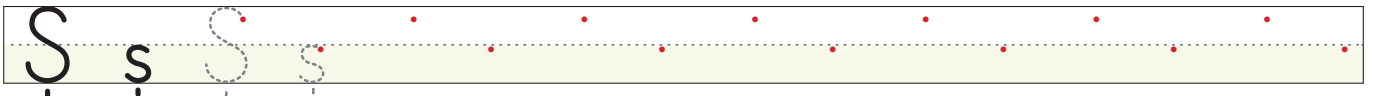
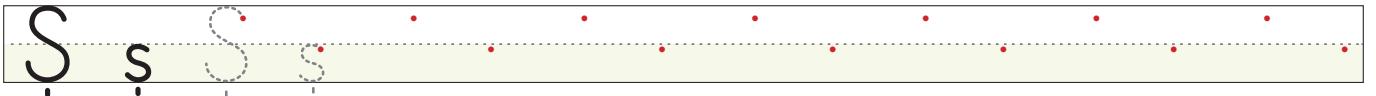
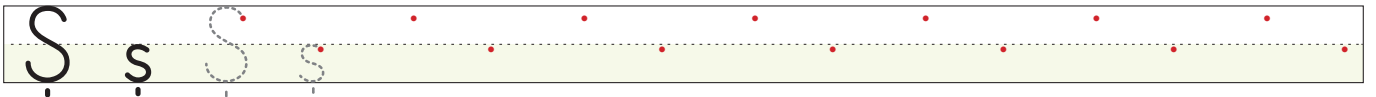
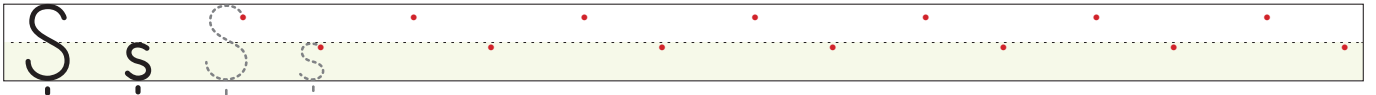
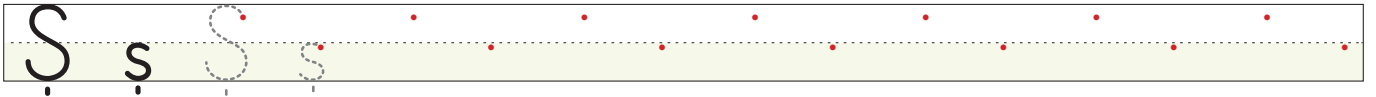
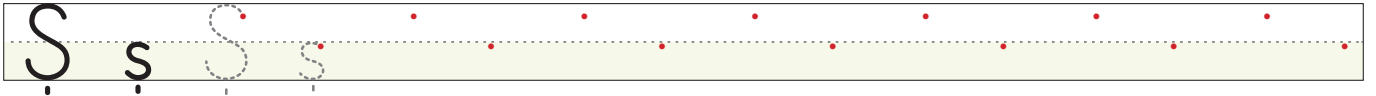
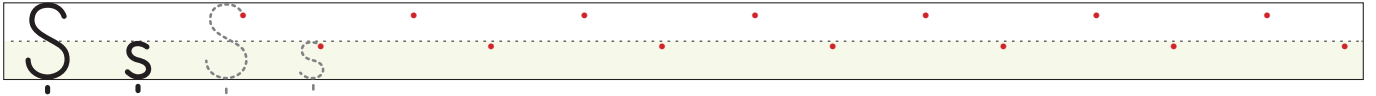
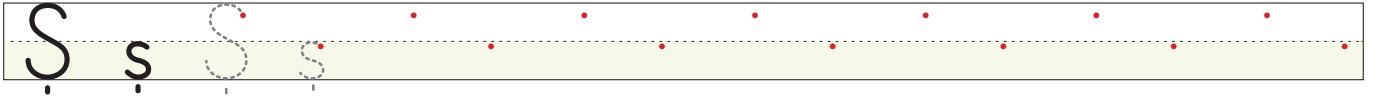
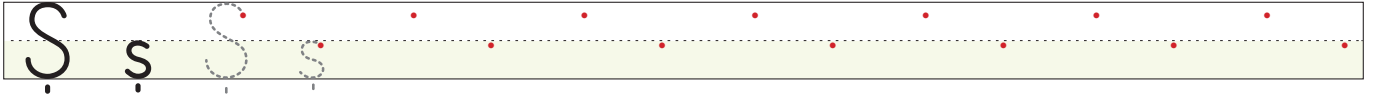
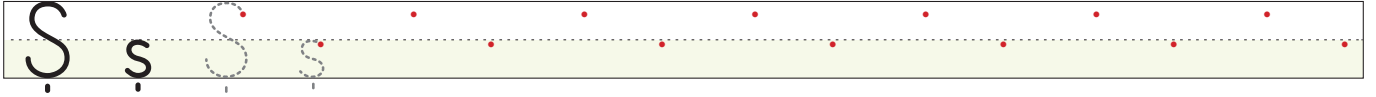
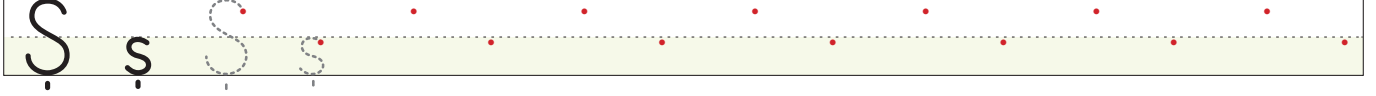
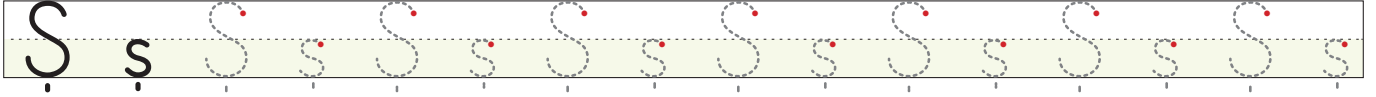
Ş Ş Ş

Ş Ş Ş

Ş Ş Ş



✓ Büyük ve küçük "ş" harfini yazalım.



✓ Önce okuyalım, sonra yazalım.

a ş
aş

aş aş

e ş
eş

eş eş

i ş
iş

iş iş

o ş
oş

oş oş

u ş
uş

uş uş

ı ş
ış

ış ış

ü ş
üş

üş üş

ö ş
öş

öş öş

ş a
şa

şa şa

ş e
şe

şe şe

ş i
şı

şı şı

ş o
şo

şo şo

ş u
şu

şu şu

ş ı
şı

şı şı

ş ü
şü

şü şü

ş ö
şö

şö şö

✓ Önce okuyalım, sonra yazalım.

şo → k → şok → şok

şe → y → şey →

şe → n → şen →

ba → ş → baş →

be → z → bez →

be → ş → beş →

di → ş → dış →

ku → ş → kuş →

şu → t → şut →

ka → ş → kaş →

dü → ş → düş →

şa → l → şal →

aş → k → aşk →

şor → t → şort →

a → şı → aşı →

şi → ir → şiir →

şa → ka → şaka →

kö → şe → köşe →

aş → çı → aşçı →

kö → şe → köşe →

ay → şe → Ayşe →

ne → şe → neşe →

ma → şa → maşa →

şe → ma → şema →

Önce okuyalım, sonra yazalım.

şe ker

şu bat

şar kı

ak şam

ba rış

diş çi

ku şak

şiş man

baş kan

koş mak

şas kın

kaş kol

be şik

boş luk

bay kuş

şim şek

ye şim

te laş

düş mek

kar deş

kar deş

keş kül

dü şük

gü neş

geç miş

bi tiş

do laş

al kış

✓ Önce okuyalım, sonra yazalım.

şe la le

a şa ma

şa ka ci

ba şa rı

ü şü mek

me nek şe

şi ka yet

ça ma şır

gü reş çi

te be şir

sar ma şık

ar ka daş

şem si ye

şar kı ci

ça lış ma

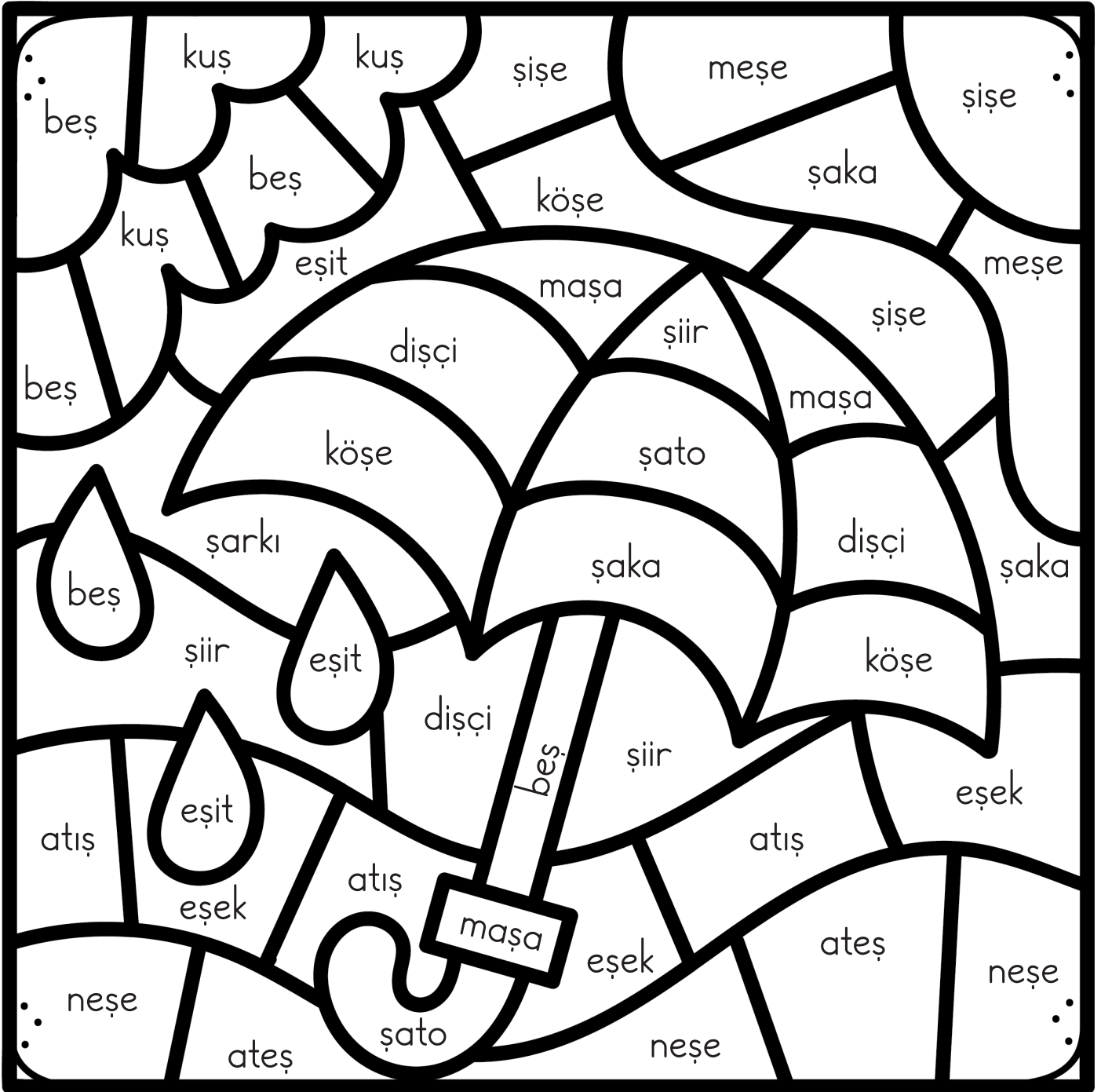
şe ker le me

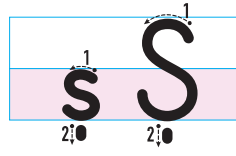
baş ko mu tan

a lış tır ma

şa ka laş mak

✓ Okuduđunuz sözcüklerin renklerine uygun olarak resmi boyyalım. Boş alanlara boyama yapmayalım.





✓ Aşağıda verilen karışık sözcüklerden anlamlı cümleler oluşturalım.

köşeli

olur

dört

kare

Büşra

dinledi

şarkı

neşeli

aldı

Şule

bakkaldan

şeker

kurabiye

yedi

Şakir

şekerli

içti

şerbet

şekerli

Şeyma

Şamil

oldu

yarışta

başarılı

Şener


kuşları

şaşırdı

görünce

✓ Aşağıdaki cümleleri okuyup uygun görsellerle eşleştirelim.

- 1 Şakir yeşil şort giymiş.
- 2 Şükrü beş şişe süt aldı.
- 3 Şirin kedi şişe ile oynuyor.
- 4 Ayşe törende şiir okudu.
- 5 Kardeşim yeşil elma yemek istiyor.
- 6 Minik kuş masaya konmuş.
- 7 Dikkatsiz Şule çamura düştü.
- 8 Baykuş ile eşek arkadaş olmuş.



✓ Önce okuyalım, sonra yazalım.

ŞAKİR

Şakir çok sakar bir çocuktur.
Ayakları takılır yere düşer.
Elindekileri de yere düşürür.
Ona "Sakar Şakir" deriz.
Şakir daha dikkatli olmalısın.
Sakar bir çocuk olmamalısın.



✓ Önce okuyalım, sonra cevaplayalım.

TURŞU



Kışın turşu çok yenir. Şengül de turşu kurmak istiyor. Yeşil biber almış. Yeşil domates almış. Şişe şişe turşu kurmuş. Turşular olunca tabaklara koymuş. Ekşi ekşi yemiş. Yedikten sonra Şengül çok mutlu olmuş.

1 Kim turşu kurmak istemiş?

2 Şengül turşular olunca nereye koymuş?

3 Yedikten sonra ne olmuş?