

# HARİKA BEYİNLER Tatilde,



Ne az, ne çok!!



Karne Kılıfı Hediye! 😊

EKONOMİK ✓ ZENGİN İÇERİK ✓ KALİTELİ ✓

WHATSAPP BİLGİ HATTI: 0 501 000 18 63

ilkokul1.com  
yayınları

## 1. SINIF 2. DÖNEM SETLERİMİZ HAZIR!

NE AZ,  
NE ÇOK!


**TAKTİK**  
1. SINIF 2. DÖNEM  
TÜRKÇE  
SARAYCI


**TAKTİK**  
1. SINIF 2. DÖNEM  
MATEMATİK  
SARAYCI


**TAKTİK**  
1. SINIF 2. DÖNEM  
HAYAT BİLGİSİ  
SARAYCI

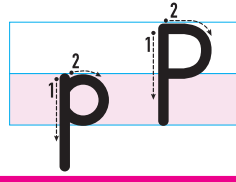
**TAKTİK**  
2. DÖNEM  
OKUMA-ANLAMA  
1. SINIF

Okuma Anlama

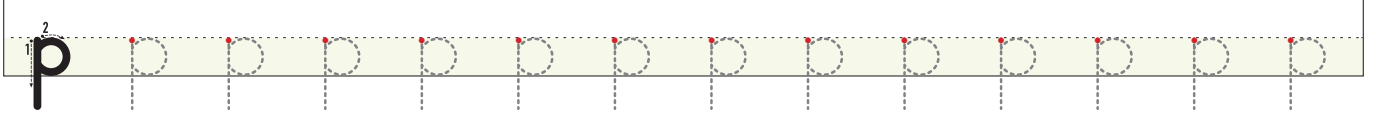
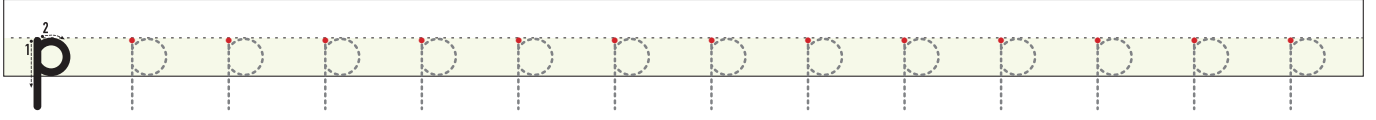
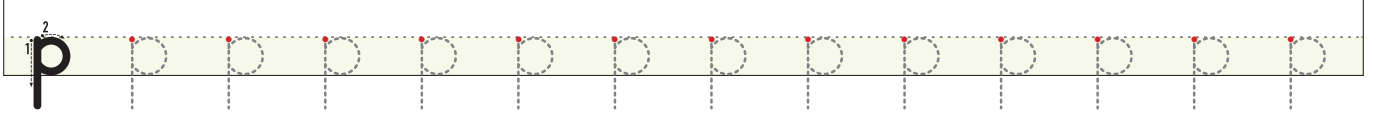
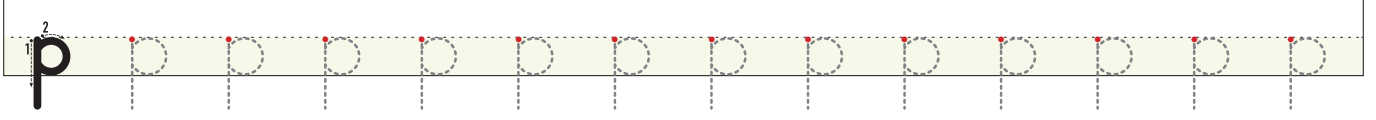
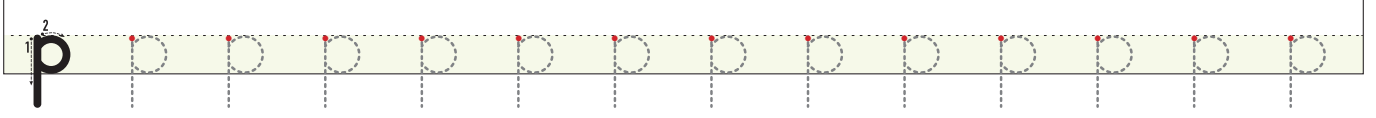
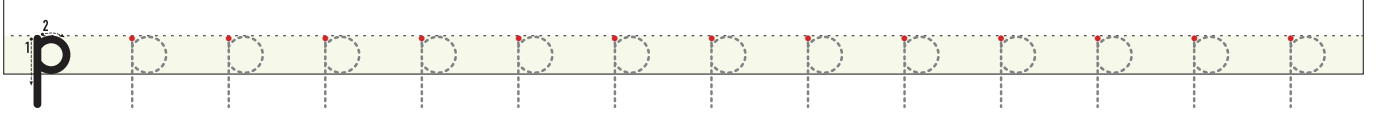
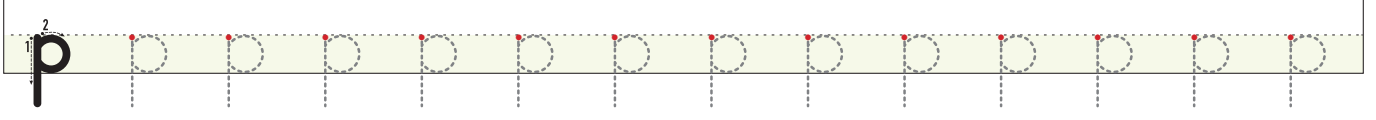
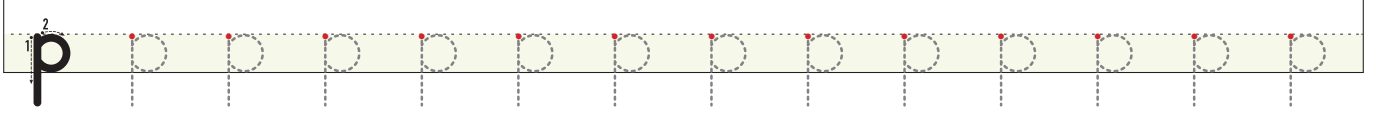
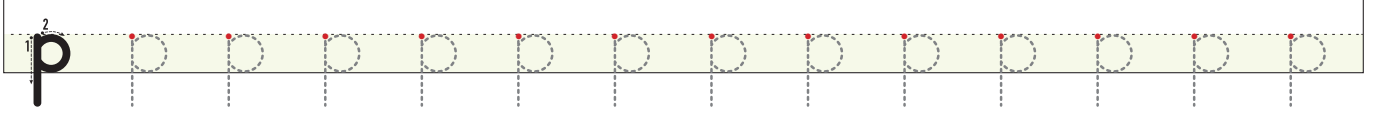
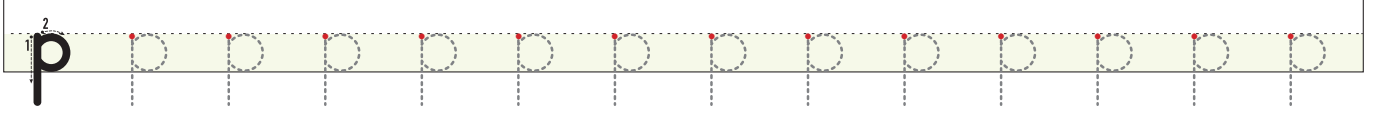
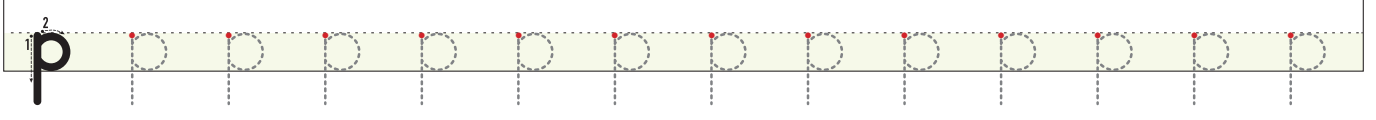
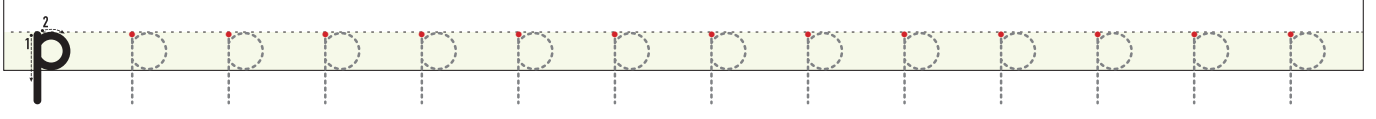
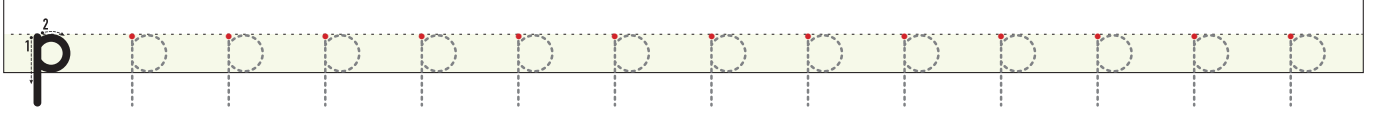


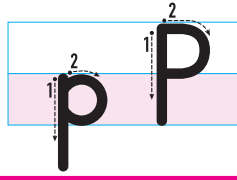




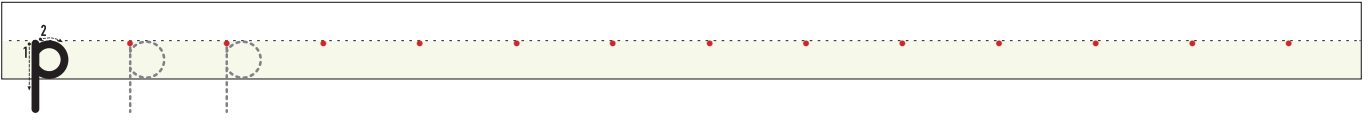
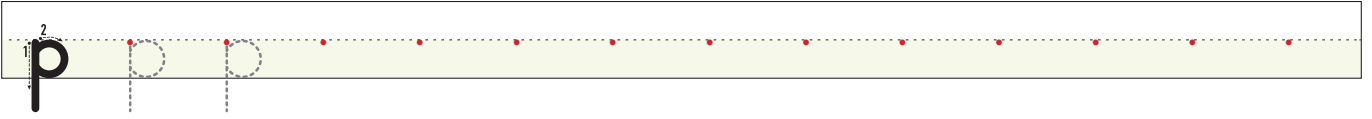
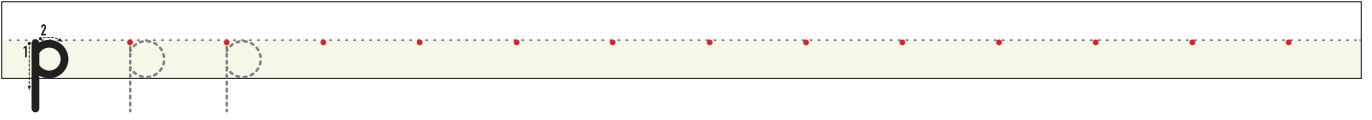


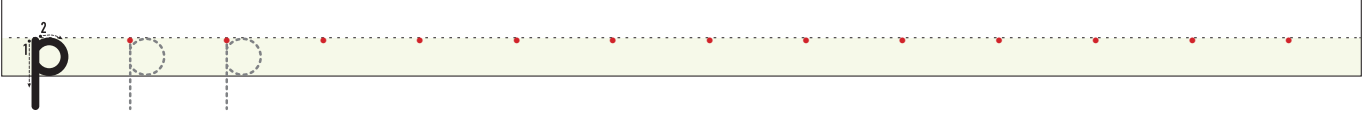
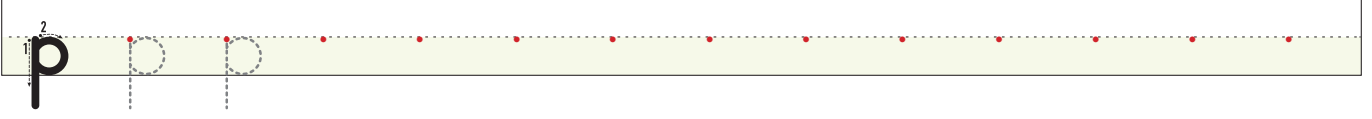
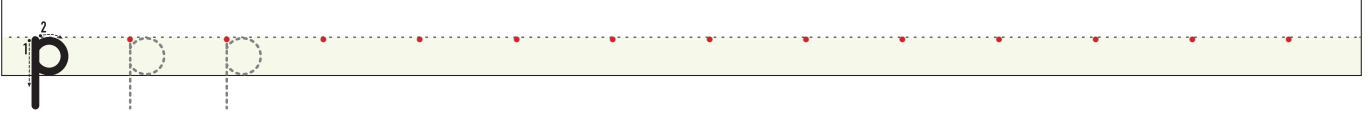

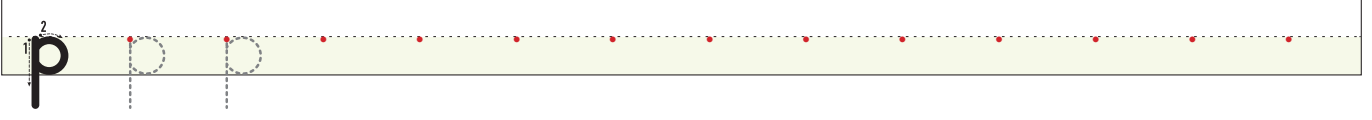
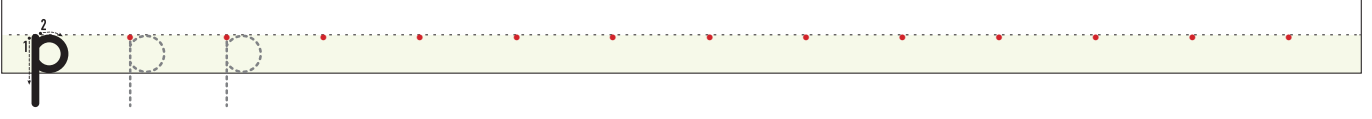
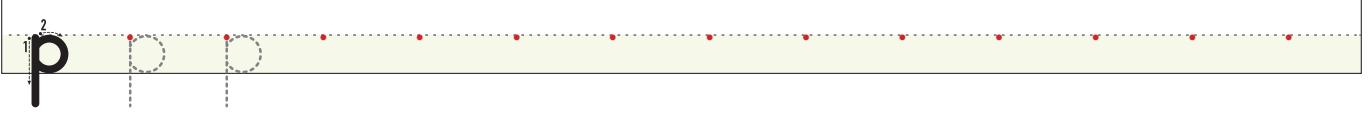
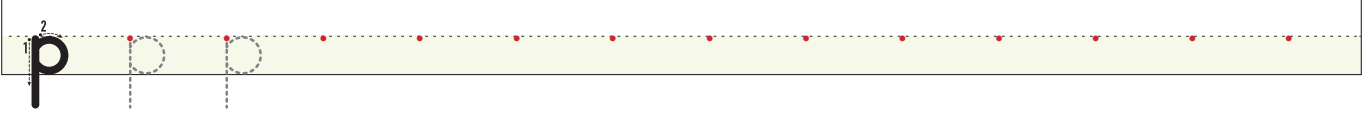


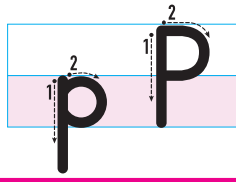
✓ "p" harfini yazalım.





✓ "p" harfini yazalım.





✓ Aşağıdaki satır dizgelerine "p" harfini yazalım.

p p p p

p p p p

p p p p

p p p p

p p p p

p p p p

p p p p

p p p p

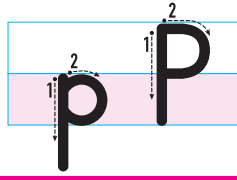
p p p p

p p p p

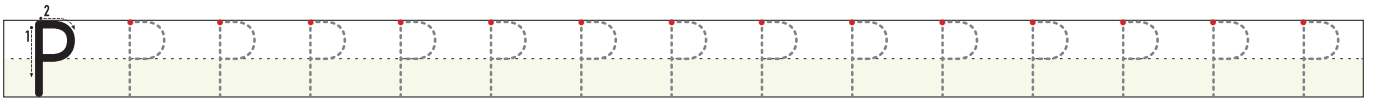
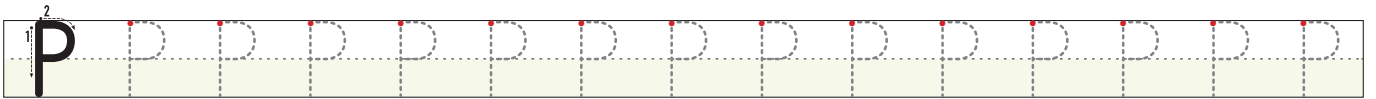
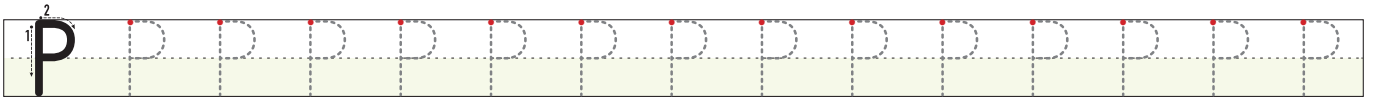
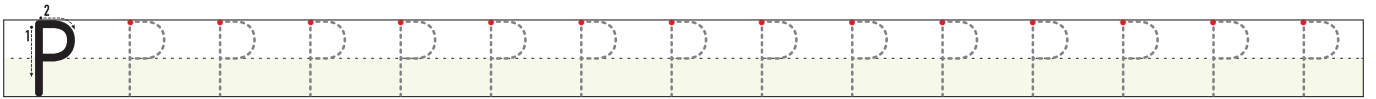
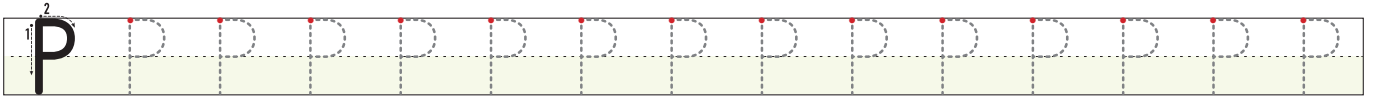
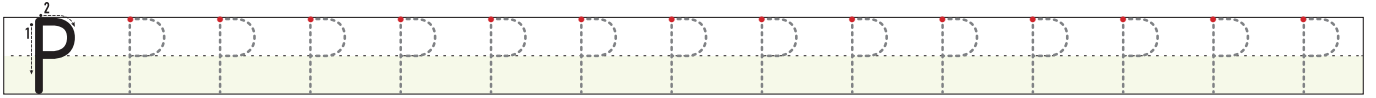
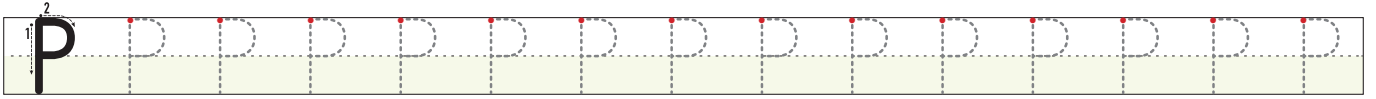
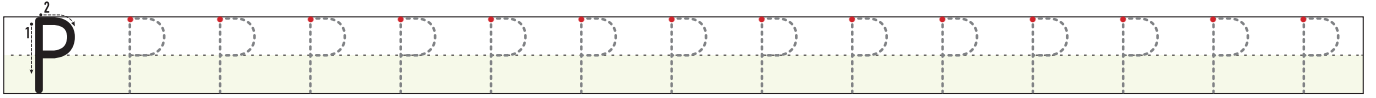
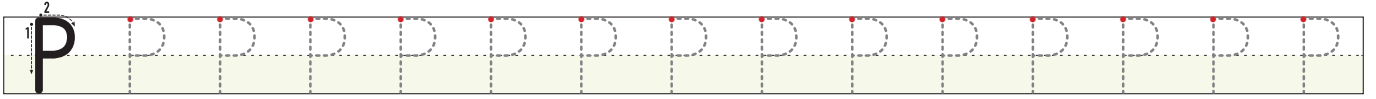
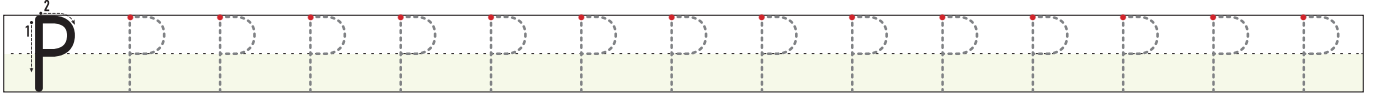
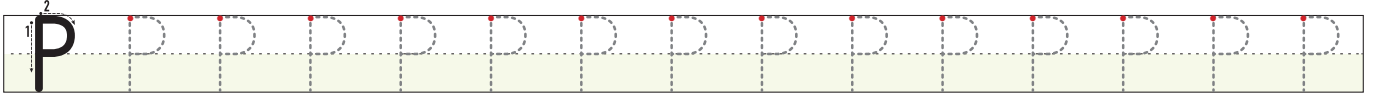
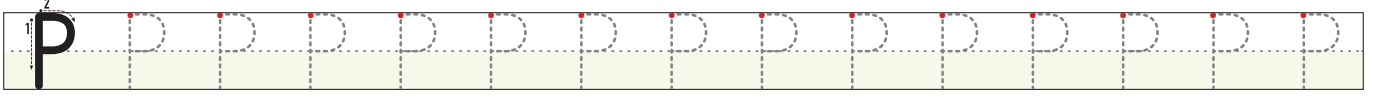
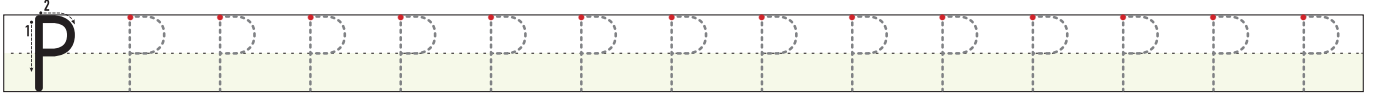
p p p p

p p p p

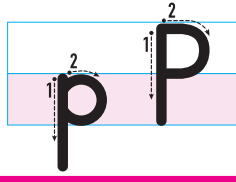
p p p p



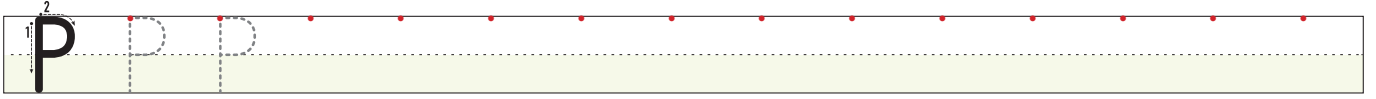
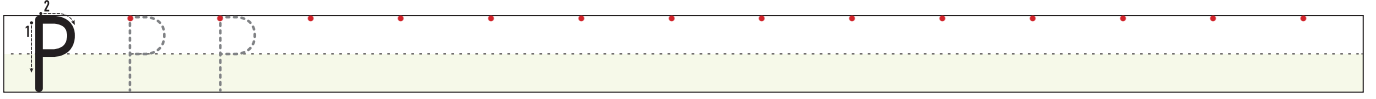
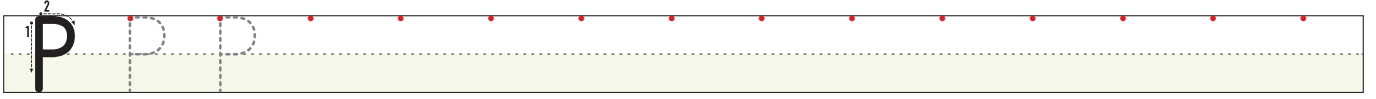
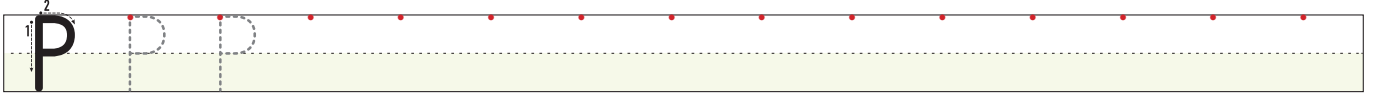
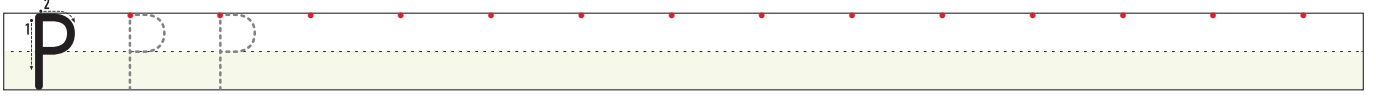
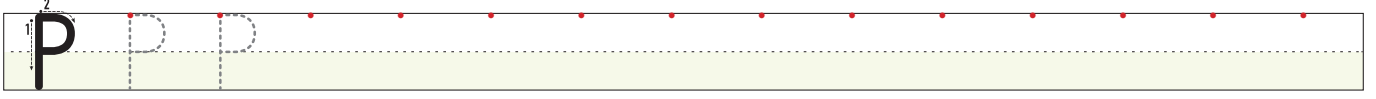
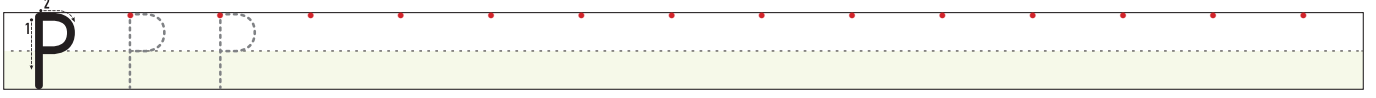
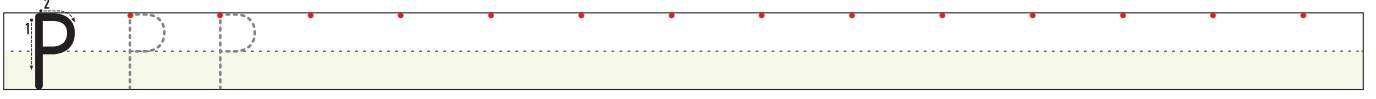
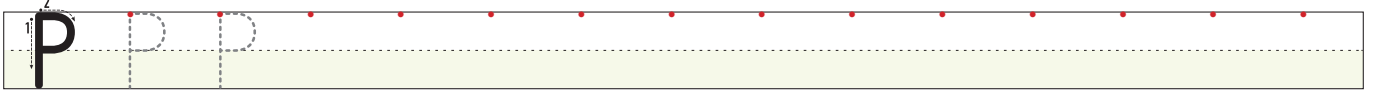
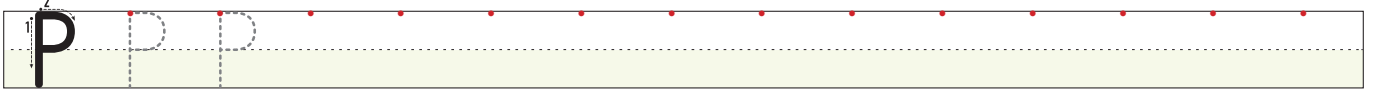
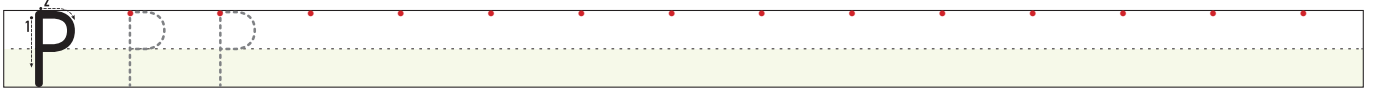
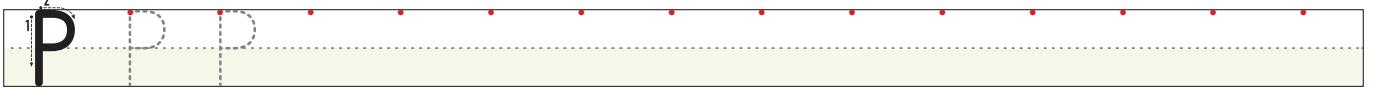
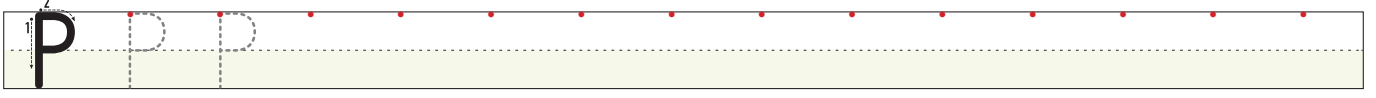
✓ "P" harfini yazalım.

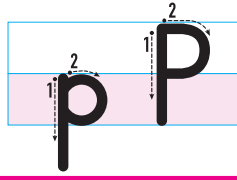






✓ "P" harfini yazalım.





✓ Aşağıdaki satır dizgelerine "P" harfini yazalım.

P P P

P P P

P P P

P P P

P P P

P P P

P P P

P P P

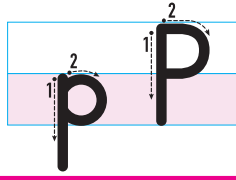
P P P

P P P

P P P

P P P

P P P



✓ Büyük ve küçük "p" harfini yazalım.

P p P p P p P p P p P p P p

P p P p

P p P p

P p P p

P p P p

P p P p

P p P p

P p P p

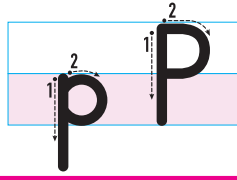
P p P p

P p P p

P p P p

P p P p

P p P p



✓ Önce okuyalım, sonra yazalım.

a p  
ap

ap ap

e p  
ep

ep ep

i p  
ip

ip ip

o p  
op

op op

u p  
up

up up

ı p  
ip

ip ip

ü p  
üp

üp üp

ö p  
öp

öp öp

p a  
pa

pa pa

p e  
pe

pe pe

p i  
pi

pi pi

p o  
po

po po

p u  
pu

pu pu

p ı  
pı

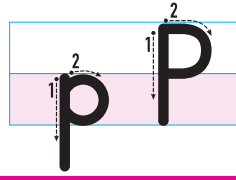
pı pı

p ü  
pü

pü pü

p ö  
pö

pö pö



✓ Önce okuyalım, sonra yazalım.

pa → s → pas → pas

pu → l → pul →

pi → l → pil →

kü → p → küp →

pa → y → pay →

pa → ra → para →

pe → ş → peş →

pa → ça → paça →

pe → s → pes →

pi → de → pide →

pe → k → pek →

pa → no → pano →

pa → k → pak →

pu → an → puan →

to → p → top →

ar → pa → arpa →

çö → p → çöp →

pa → şa → paşa →

ce → p → cep →

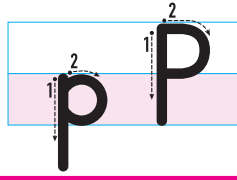
ku → pa → kupa →

ke → p → kep →

kü → pe → küpe →

po → p → pop →

po → ta → pota →



✓ Önce okuyalım, sonra yazalım.

pem be

i pek

po lis

pa zar

pas ta

pen se

po şet

pa muk

pi lot

pi pet

pa ket

pi kap

piz za

kö pek

kar puz

şap ka

par mak

pas pas

mek tup

kap lan

tam pon

zey nep

kum pir

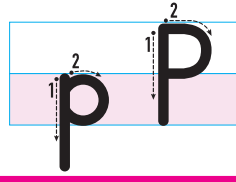
dep rem

pey nir

pat lak

pan da

pas pas



✓ Önce okuyalım, sonra yazalım.

pal mi ye

pi ya no

pi ra mit

pal ya ço

pas ta ne

pe nal tı

pos ta cı

is pa nak

per şem be

pen ce re

sü pür ge

pat lı can

rap ti ye

pan to lon

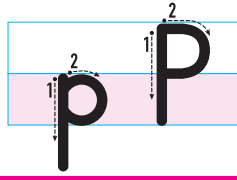
pas tır ma

pa zar te si




pa zar la ma

piş ma ni ye

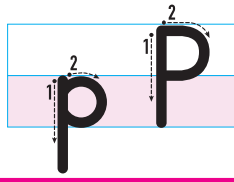
şe ker pa re



✓ Aşağıdaki görsellerin isimlerini bulmacadaki uygun alanlara yerleştirelim.




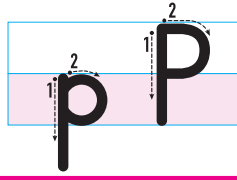




✓ Okuduđunuz sözcüklerin renklerine uygun olarak resmi boyayalım. Boş alanlara boyama yapmayalım.

pota	para	pano	dişçi	paça	pide	pazar
pasta	paket	paşa	şiiir	pilot	pikap	pamuk





✓ Aşağıda verilen karışık sözcüklerden anlamlı cümleler oluşturalım.

ördü

patik

Pelin

pembe

anne

yapalım

patates

salatası

Alper

dün

süpürdü

odasını

pazardan

aldık

babamla

karpuz

postacılar

taşır

bize

mektup

istiyor

Zeynep

olmak

pilot

taktı

küpe

pırlanta

Gülperi

✓ Aşağıdaki cümleleri okuyup uygun görsellerle eşleştirelim.

1 Gözlüklü penguen pilot olmuş.

2 Serpil bahçede ip atlıyor.

3 Pelin portakallı pasta yiyor.

4 Zeynep karpuzu kucaklamış.

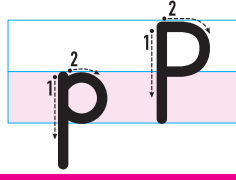
5 Piraye pembe kazak giymiş.

6 Alper ile Pınar papatya topluyor.

7 Serap patates salatası yapmış.

8 Şapkalı penguen kitap okuyor.





✓ Önce okuyalım, sonra yazalım.

## PINAR

Pinar pazara gitmiş.  
Pazardan ıspanak almış.  
Pırasa da almış.  
İki tane de karpuz almış.  
Eve gidip karpuzu kesmiş.  
Portakalları da soymuş.



\_\_\_\_\_

\_\_\_\_\_

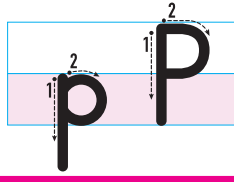
\_\_\_\_\_

\_\_\_\_\_

\_\_\_\_\_

\_\_\_\_\_

\_\_\_\_\_



✓ Önce okuyalım, sonra cevaplayalım.

## PIKNİK



Papatyaların ortasında piknik yaptık. Peynir, pide, pekmez yedik. Paspasa pek çok oyuncak serdik. Oyuncaklarla oynadık. Çok mutlu olduk.

1 Nerede piknik yaptık?

2 Piknikte ne yedik?

## PELİKAN



Pembe pelikan, pırlanta gibi parlıyordu. Pıtı pıtı denize atladı. Papatyaların arasında oynadı. Pelikan çok akıllıydı.

1 Pelikan nasıl parlıyordu?

2 Pelikan nerede oynadı?