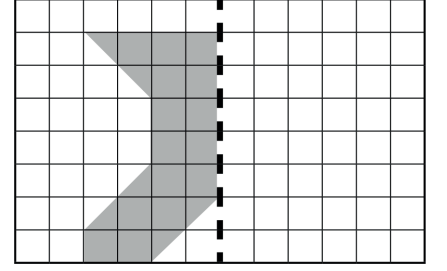
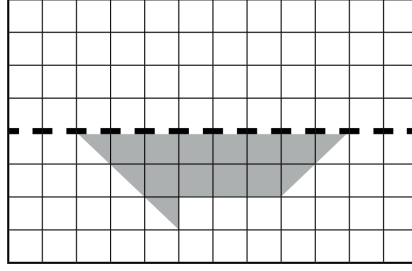
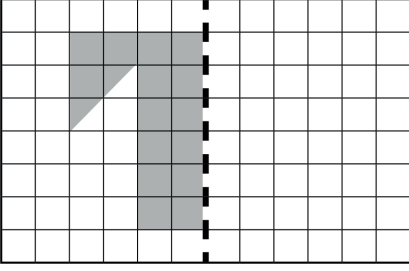
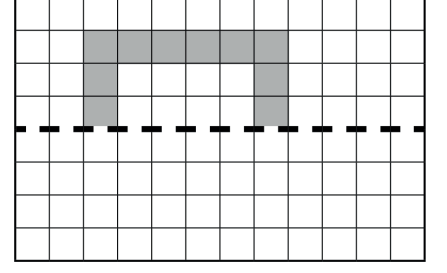
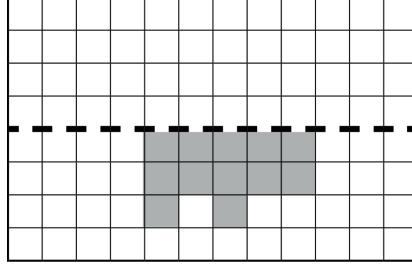
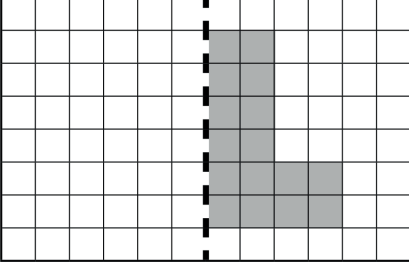
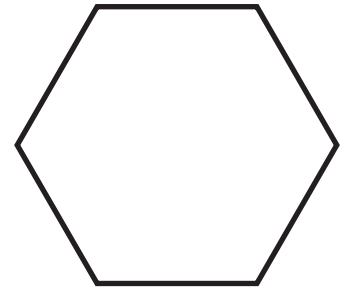





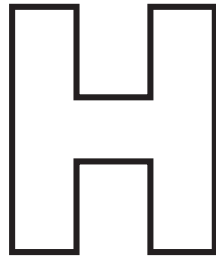



SİMETRİ

● Aşağıdaki şekillerin verilen doğruya göre simetriğini çizelim


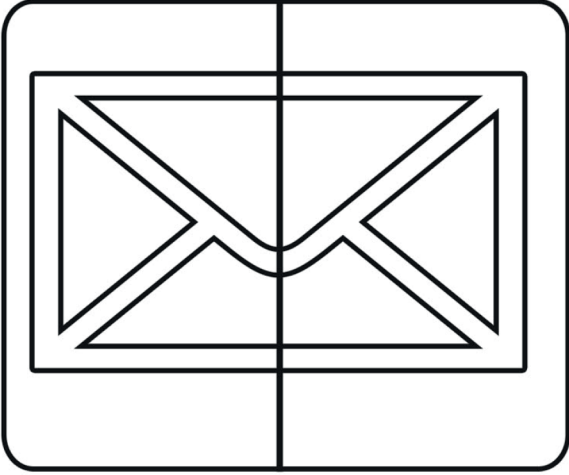






● Aşağıdaki şekillerin simetri doğrularını çizelim.



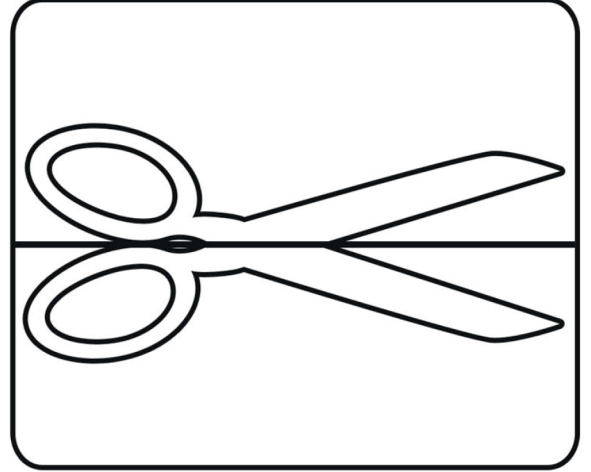
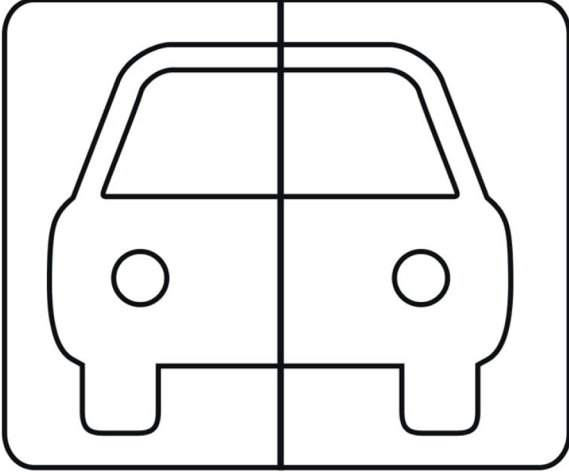

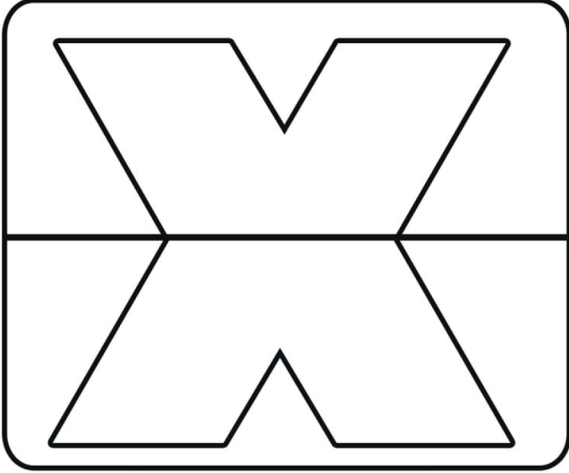
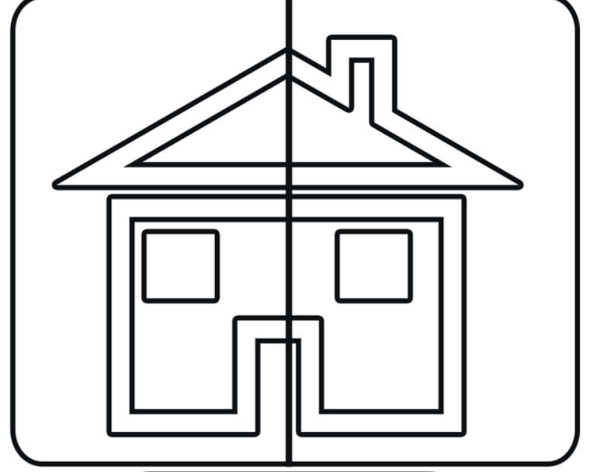
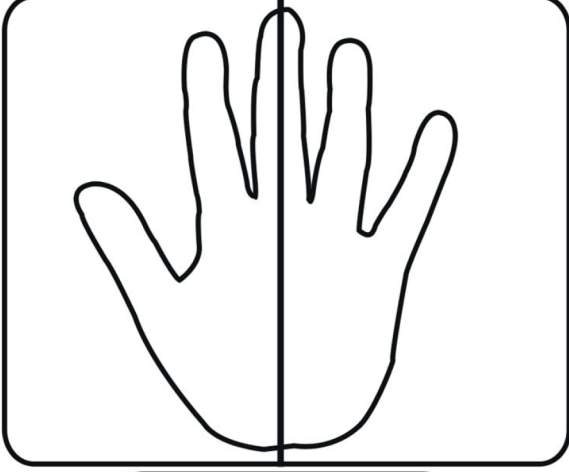
AYNA AYNA! SÖYLE BANA!

● Bir ayna yardımıyla aşağıdaki görsellerin simetrik olup olmadığını kontrol ediniz. Simetrik olanların altındaki kutucuğu maviye, simetrik olmayanların altındakileri kırmızıya boyayalım.



AYNA AYNA! SÖYLE BANA!

● Bir ayna yardımıyla aşağıdaki görsellerin simetrik olup olmadığını kontrol ediniz. Simetrik olanların altındaki kutucuğu maviye, simetrik olmayanların altındakileri kırmızıya boyayalım.



● Aşağıdaki görselleri simetrikleri ile aynı numarayı vererek eşleştirelim.

- | | | |
|-----------|-----------|---------|
| ① BABA | ○ ZİMETKİ | ⑧ ANNE |
| ○ ANNE | ⑤ TEKNE | ○ MASA |
| ② MASAL | ⑥ MASA | ⑨ NAZIM |
| ③ SİMETRİ | ○ MİSAL | ○ BABA |
| ○ MASA | ⑦ ELVAN | ○ TEKEK |
| ④ TEKER | ○ TEKNE | ○ EĞLAN |

● Aşağıda aynada görüntüsü verilmiş olan şekiller doğruysa "D" yanlışsa "Y" yazınız.

