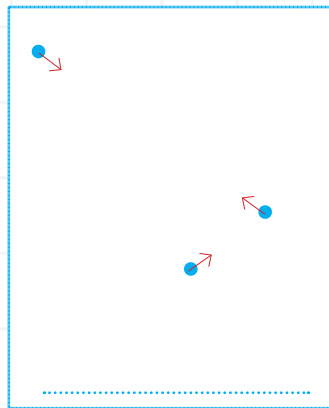
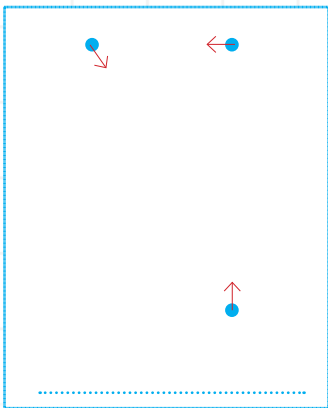
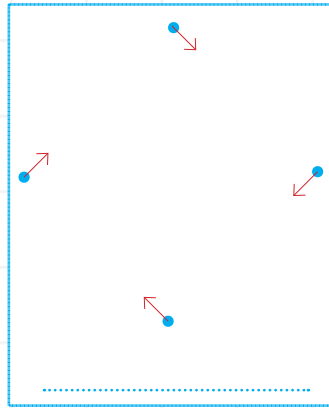
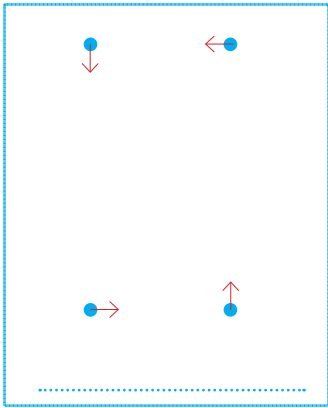
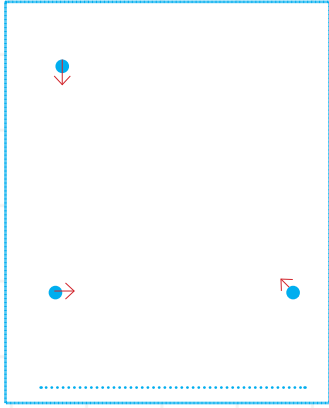
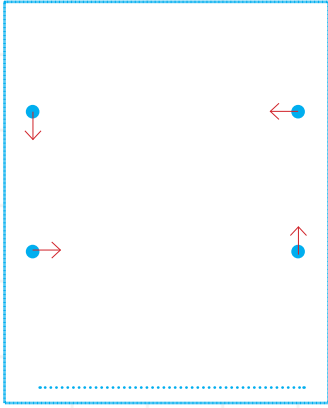
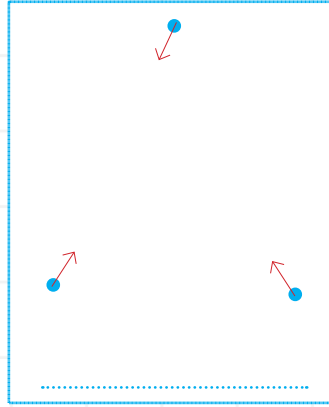
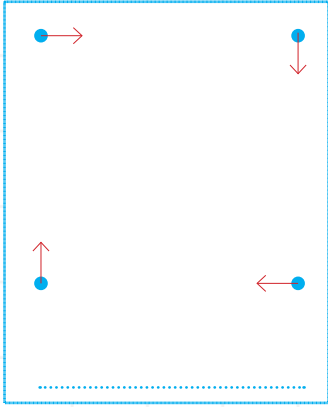



ÜÇGEN, KARE VE DİKDÖRTGEN

● Aşağıdaki noktaları cetvelle ok yönünde birleştirip oluşan şeklin adını yazınız.





● Aşağıdaki resmi verilen yönergeye göre boyayınız.

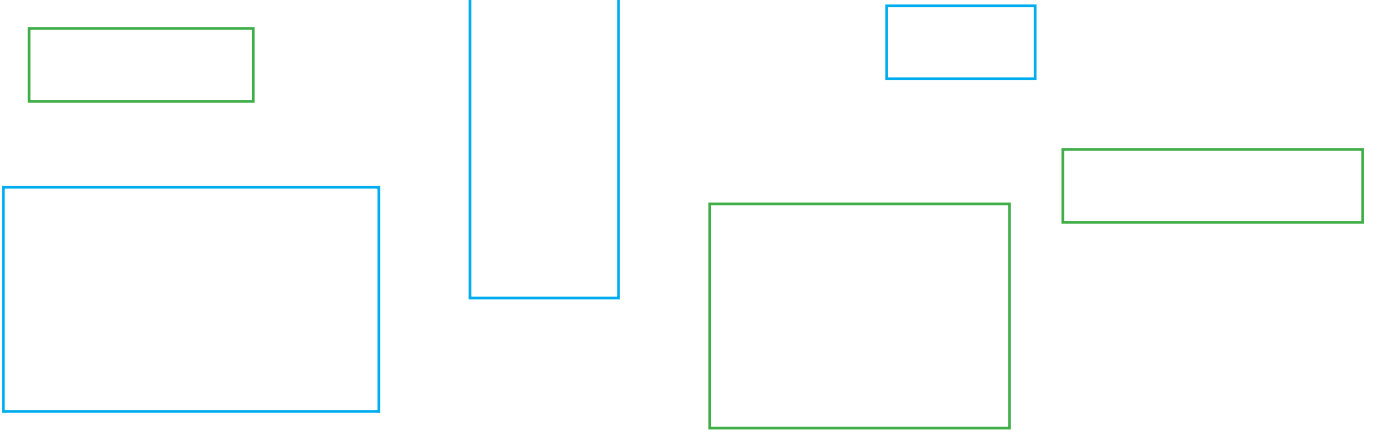
Aşağıdaki resimde;
üç kenarı olan geometrik şekilleri maviye,
dört kenarı olanları kırmızıya,
beş kenarı ise yeşil renge boyayınız.
altı kenarı olanları turuncu rege boyayınız.



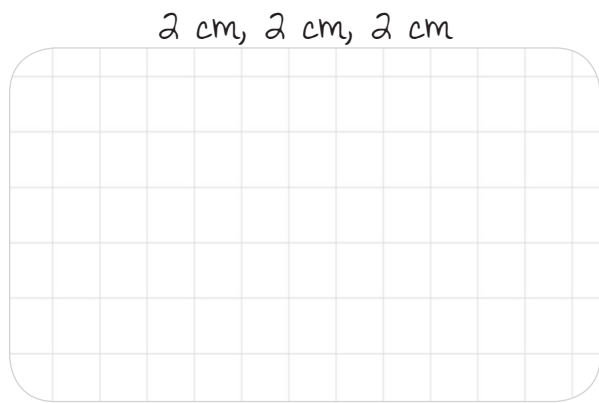



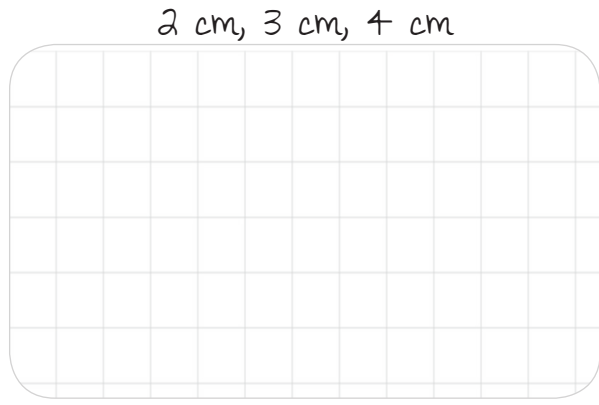
● Aşağıdaki kare ve dikdörtgenin köşelerini mavi nokta ile işaretleyiniz. Kenarlarını kırmızı kalemle çiziniz.



● Aşağıdaki dikdörtgenlerin kenar, köşe ve açılarını gösteriniz. Kenar uzunluklarını cetvelle ölçerek yazınız.



● Aşağıdaki kareli kağıda kenar uzunlukları verilen üçgenler çiziniz.



- Aşağıdaki kareli kağıda bir kenarının uzunluğu verilen kareler çizin.


2 cm




3 cm



4 cm



1 cm



- Aşağıdaki kareli kağıda belirtilen uzunluklarda dikdörtgenler çizin.


Uzun Kenar: 4 cm, Kısa Kenar 2 cm



Uzun Kenar: 4 cm, Kısa Kenar 3 cm




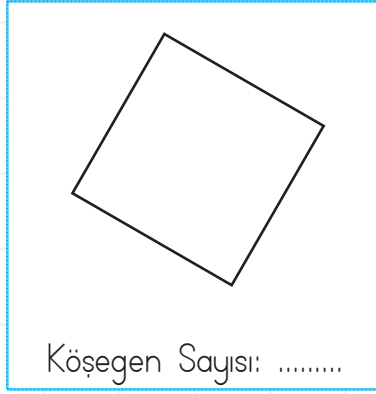



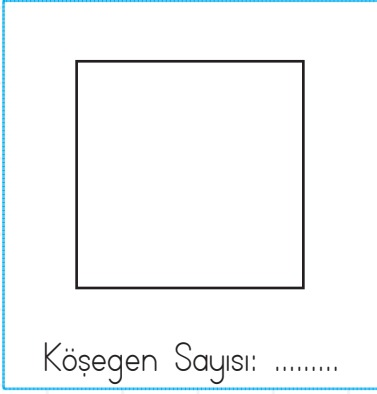
Uzun Kenar: 3 cm, Kısa Kenar 1 cm



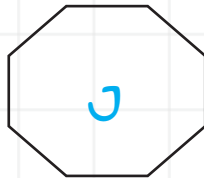
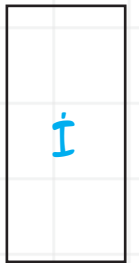
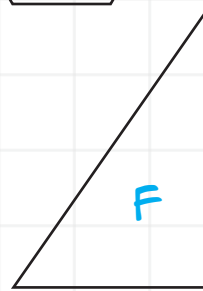
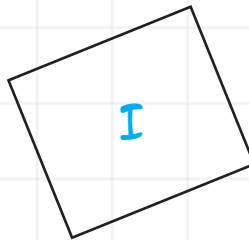
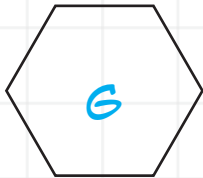
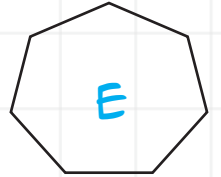
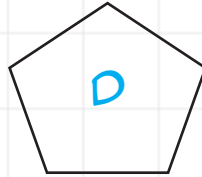
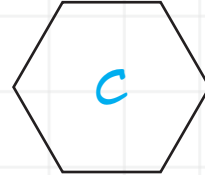
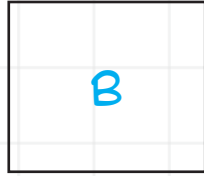
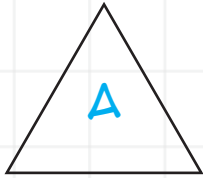
Uzun Kenar: 3 cm, Kısa Kenar 2 cm



● Aşağıdaki şekillerden bazılarının köşegenleri çizilebiliyor. Bu şekillerin köşegenlerini cetvelle çiziniz. Köşegen sayılarını yazınız.



● Aşağıdaki geometrik şekilleri kenar sayılarına göre tabloda sınıflandırınız.



Üç Kenarlı Olanlar

Altı Kenarlı Olanlar

Dört Kenarlı Olanlar

Yedi Kenarlı Olanlar

Beş Kenarlı Olanlar

Sekiz Kenarlı Olanlar