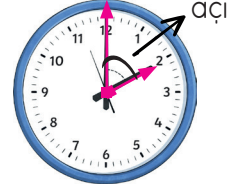
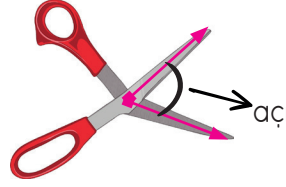
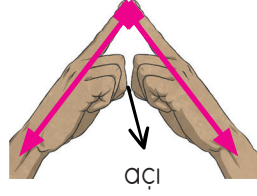
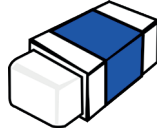
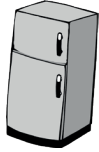



# AÇI MODELLERİ

Aynı noktadan çıkan iki ışın arasında kalan açılığa "AÇI" denir.



● Aşağıdaki görselleri inceleyiniz. Açı modellerini renkli kalemle çizip gösteriniz.



● Aşağıdaki harflerde bulunan açılar renkli kalemle gösteriniz.

