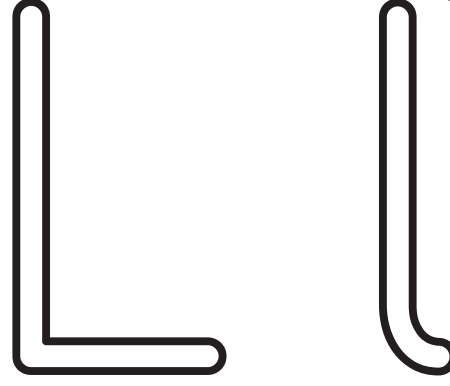
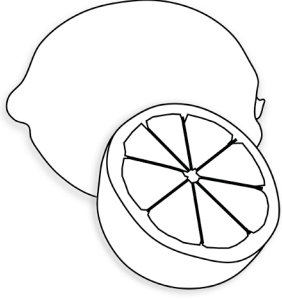


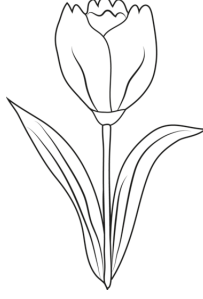
Resimleri boyatınız. Ardından kağıdı noktalı yerlerden kestiriniz. Alt kısmı bantla veya yapıştırıcı ile üst kısma yapıştırınız. Yapıştırırken öğrencinin baş çevresini dikkate alınız. Şapka hazır ;)




Harf Şapkası Etkinliğim




limon



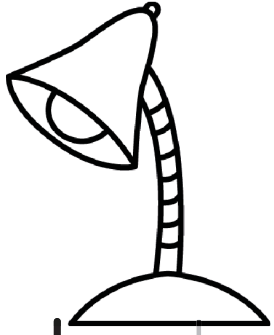
lale




lokomotif




leylek



lamba



Leman



limonata