





✓ Aşağıda verilen 4 görselin 3 tanesinin adı "e" harfi ile başlamaktadır. Adı "t" harfi ile başlayan görselleri boyadıktan sonra noktalı yerlerden keserek bir sonraki sayfadaki taç görselinde uygun alanlara dikkatlice yapıştıralım.

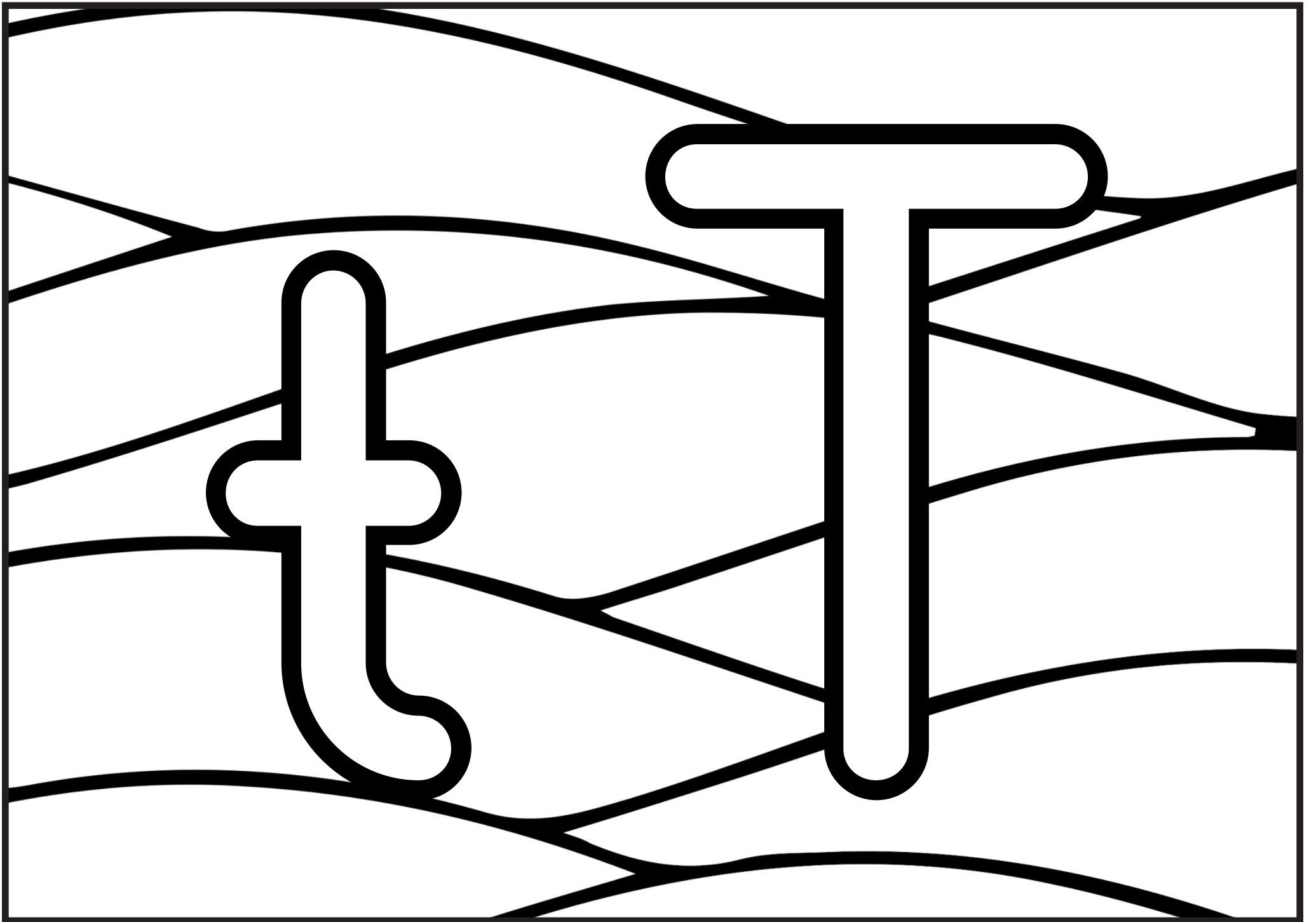



✓ Sonrasında aşağıda verilen alanlara verilen harfleri dikkatlice yazalım. Sonrasında noktalı yerlerden keserek taçın arka kısmı olacak şekilde uç uca ekleyip yapıştıralım.

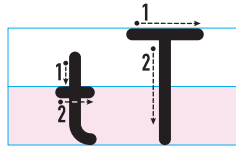
Handwriting practice area for the lowercase letter 't'. The top row contains five dashed 't' characters for tracing. Below it is a blank rectangular area with a horizontal dashed line for writing practice.

Handwriting practice area for the uppercase letter 'T'. The top row contains four dashed 'T' characters for tracing. Below it is a blank rectangular area with a horizontal dashed line for writing practice.



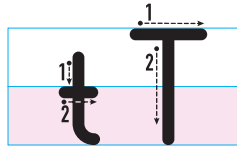






✓ Resimde gördüklerimizi anlatalım.

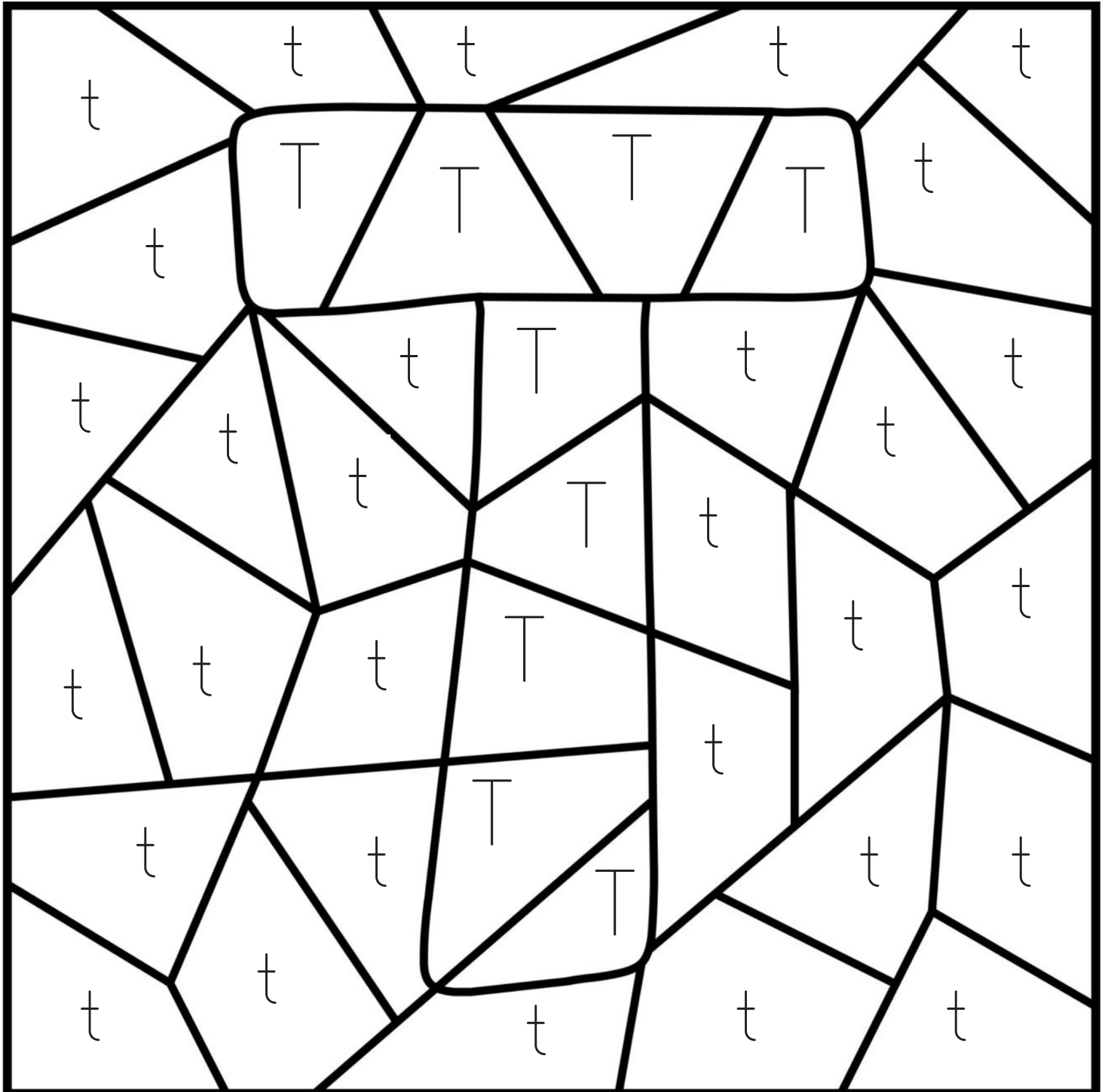


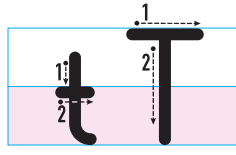


T



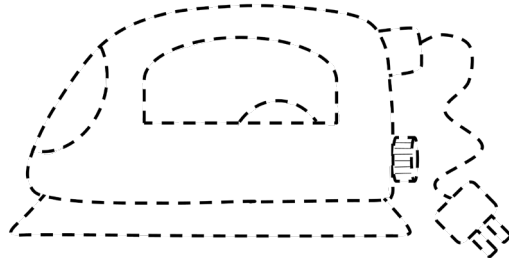

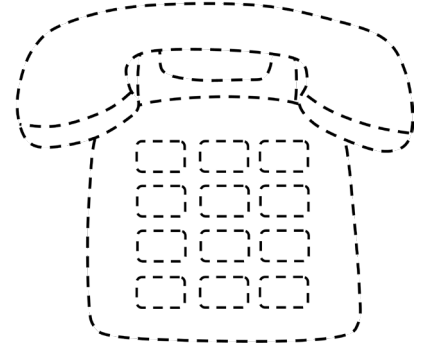



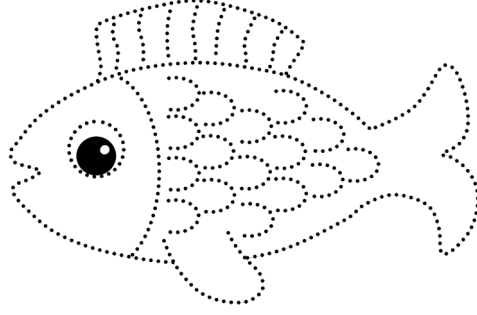



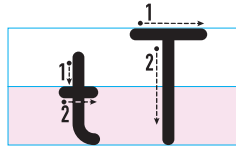
t



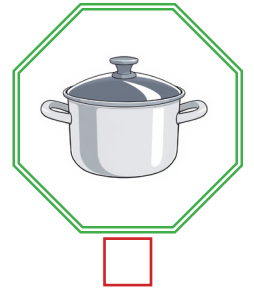

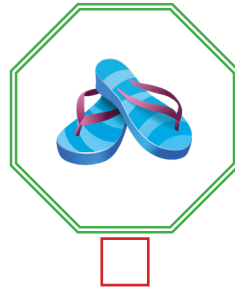
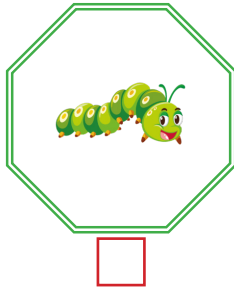

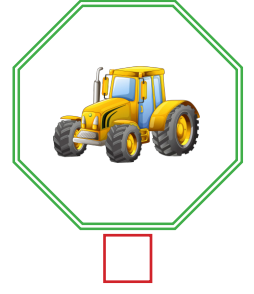
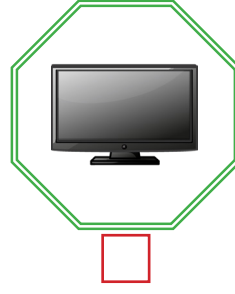
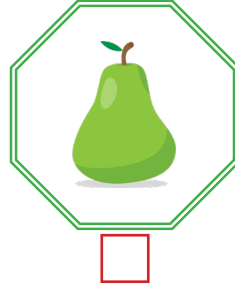




✓ Adında "t" sesi olan görsellerdeki noktaları birleştirip görseli boyayalım.

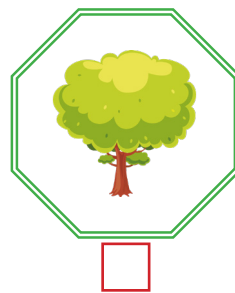

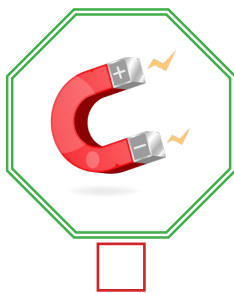
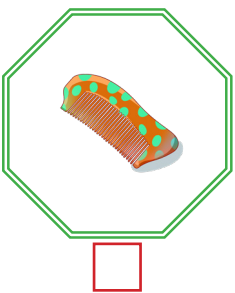
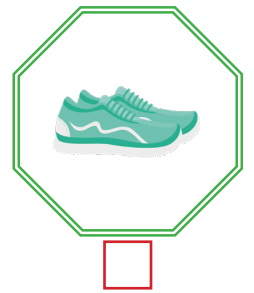



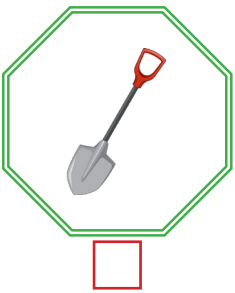


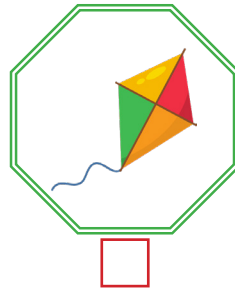



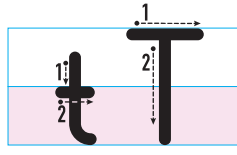


✓ Adı "t" sesi ile başlayan varlıkları işaretleyelim.





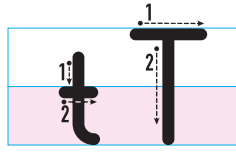
✓ Adında "t" sesi olan varlıkları işaretleyelim.





✓ Kalemli kullanarak 1 rakamının bulunduğu yerden başlamak şartıyla ok yönünde "t" harflerini içinden çizerek örnekteki gibi yapalım.





✓ "t" harfini yazalım.

t t t t t t t t t t t t t t t t t t t t t t

t t t t t t t t t t t t t t t t t t t t t t

t t t t t t t t t t t t t t t t t t t t t t

t t t t t t t t t t t t t t t t t t t t t t

t t t t t t t t t t t t t t t t t t t t t t

t t t t t t t t t t t t t t t t t t t t t t

t t t t t t t t t t t t t t t t t t t t t t

t t t t t t t t t t t t t t t t t t t t t t

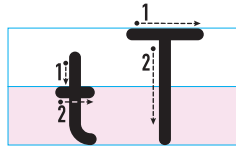
t t t t t t t t t t t t t t t t t t t t t t

t t t t t t t t t t t t t t t t t t t t t t

t t t t t t t t t t t t t t t t t t t t t t

t t t t t t t t t t t t t t t t t t t t t t

t t t t t t t t t t t t t t t t t t t t t t



✓ "t" harfini yazalım.

t t t t

t t t t

t t

t t

t t

t t

t t

t t

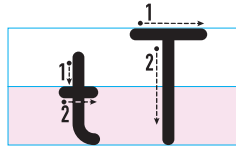
t t

t t

t t

t t

t t



✓ Aşağıdaki satır dizgelerine "t" harfini yazalım.

t t t

t t t

t t t

t t t

t t t

t t t

t t t

t t t

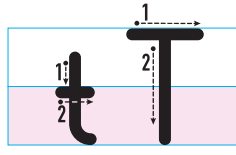
t t t

t t t

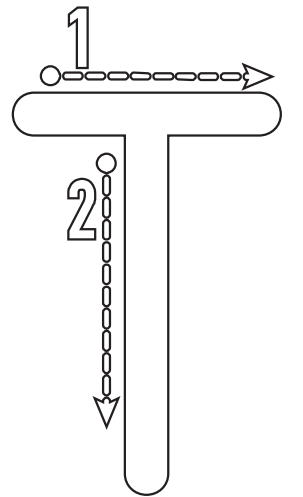
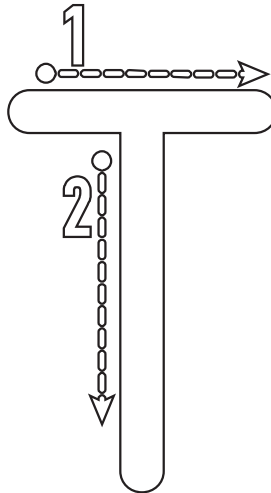
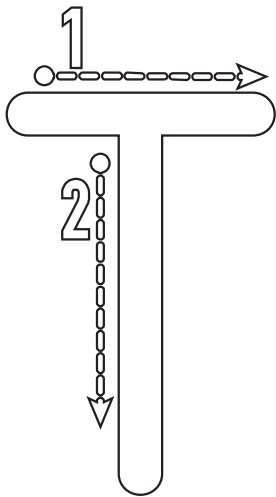
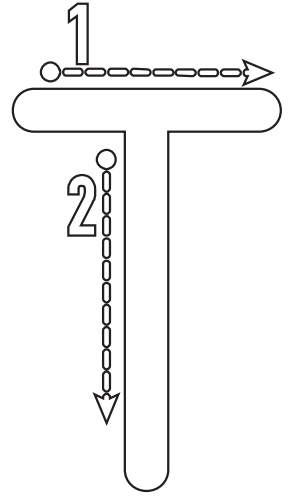
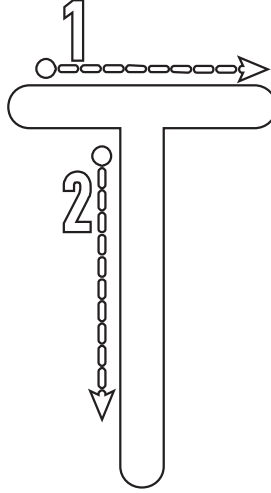
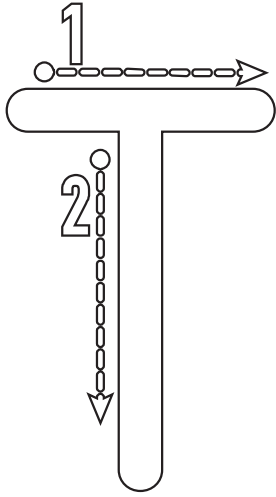
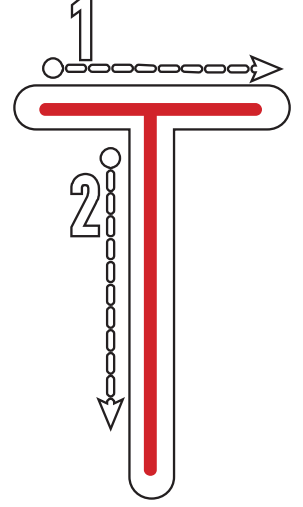
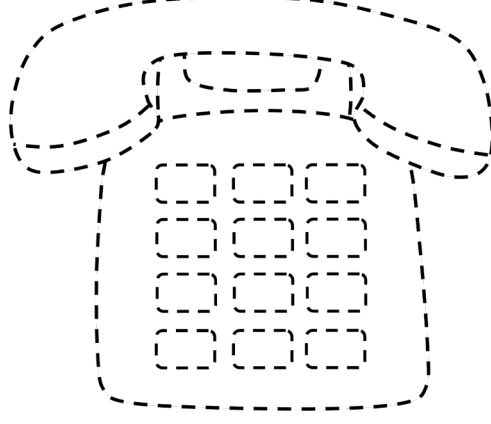

t t t

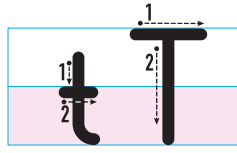
t t t

t t t

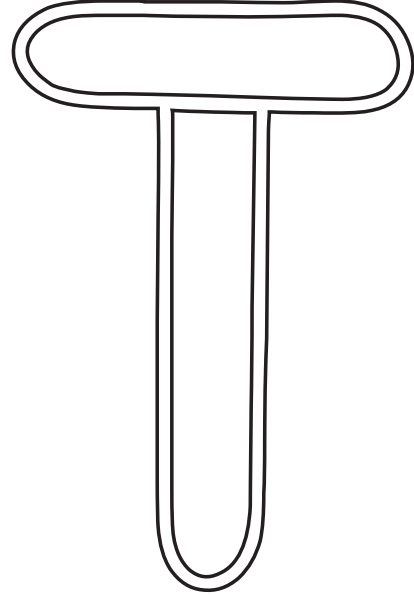
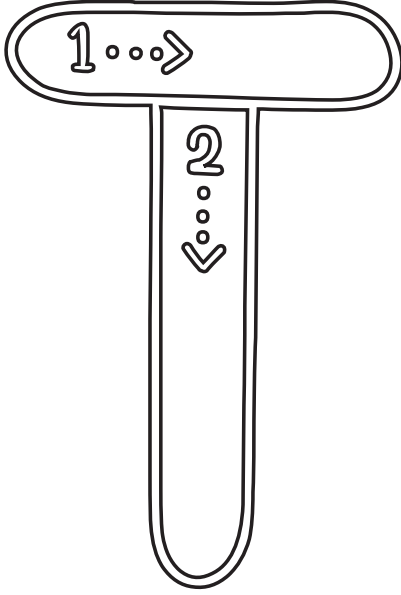


✓ Kalemli kullanarak 1 rakamının bulunduğu yerden başlamak şartıyla ok yönünde "T" harflerini içinden çizerek örnekteki gibi yapalım.




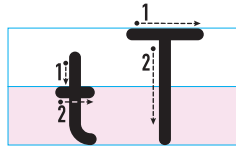


✓ "T" harflerini oyun hamuru ile yapalım.

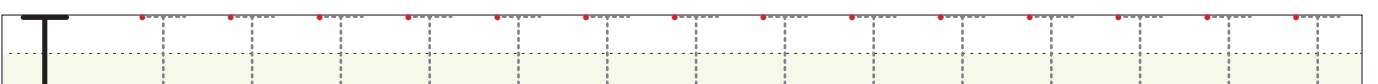
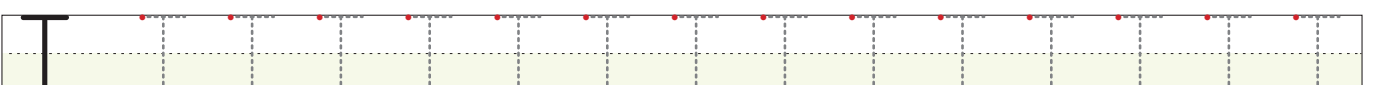
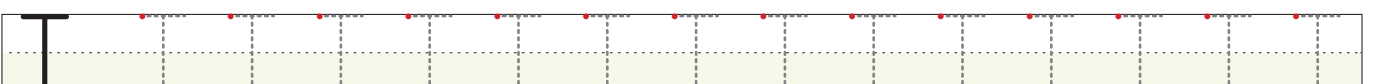
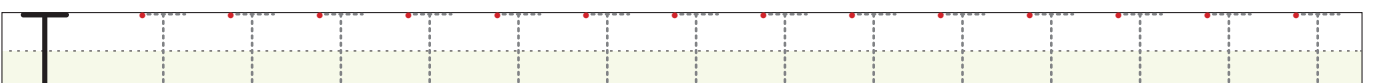
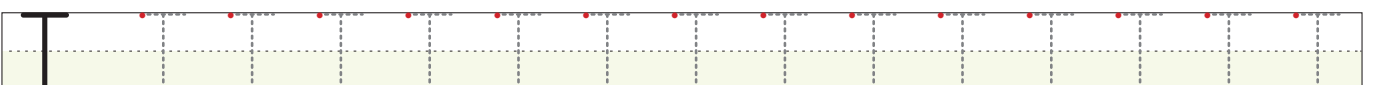
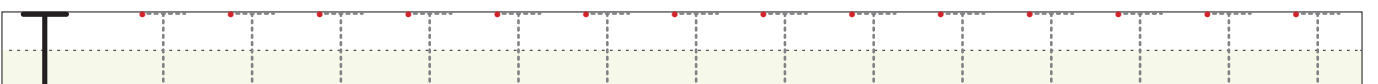
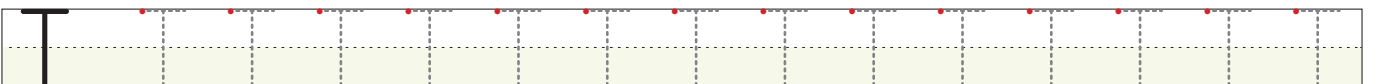
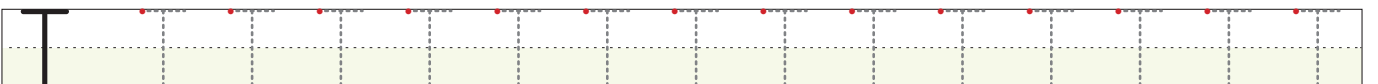
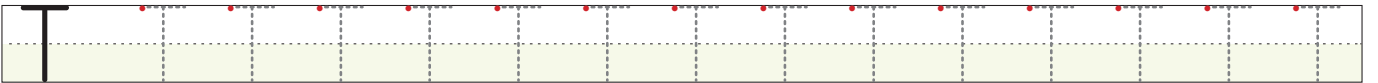
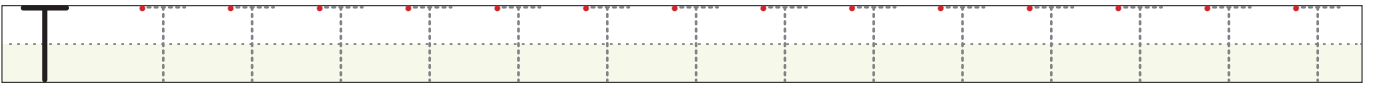
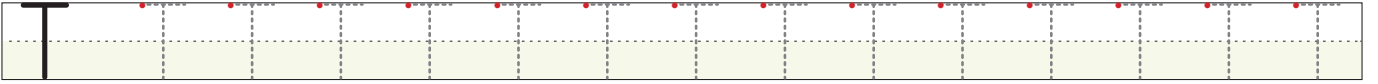
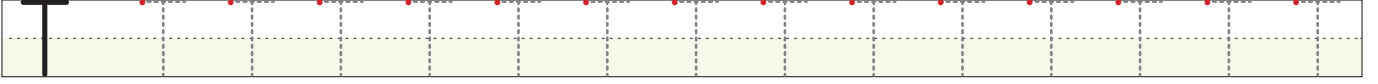
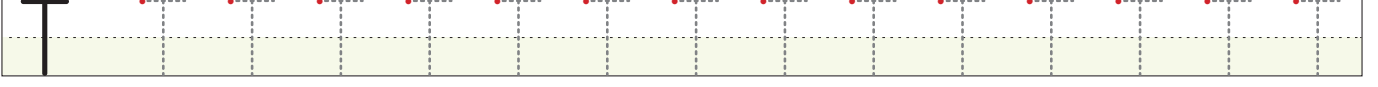


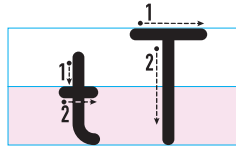
✓ Adında "t" sesi olan varlıkların üzerine oyun hamurundan koyup işaretleyelim.



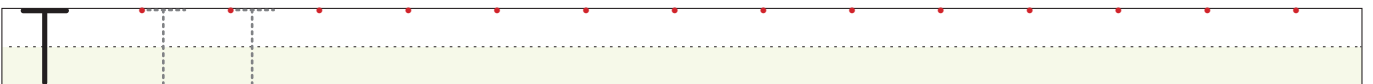
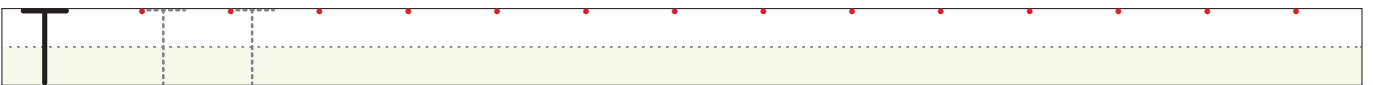
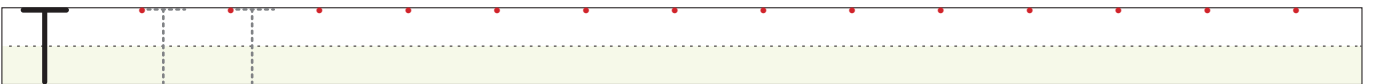
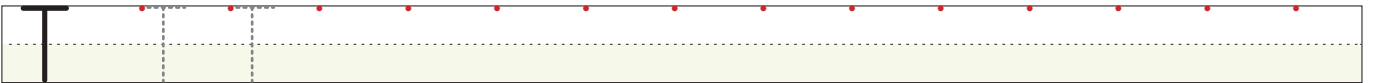
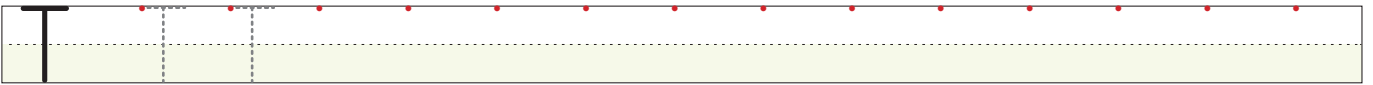
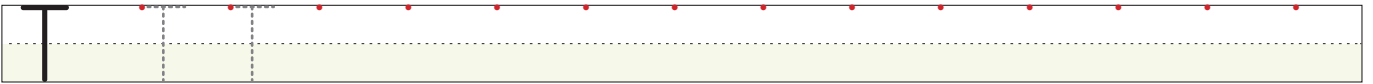
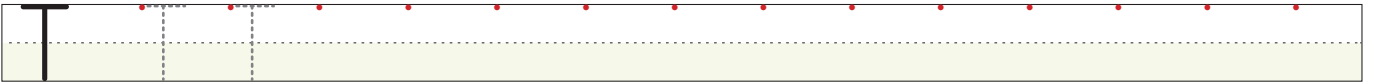
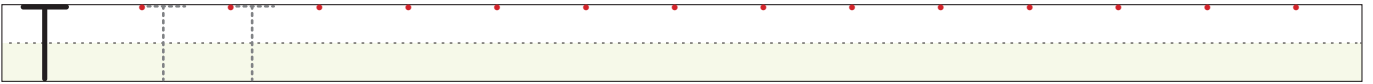
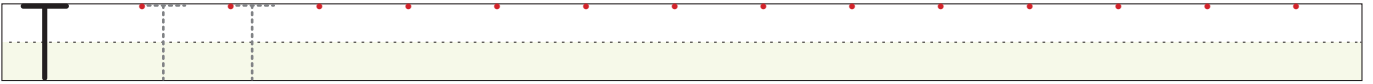
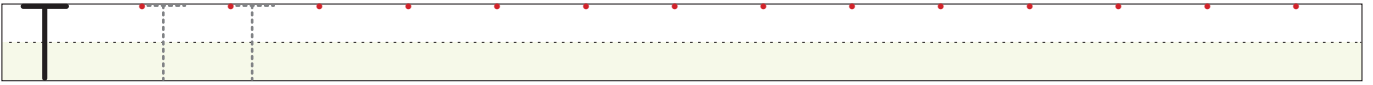




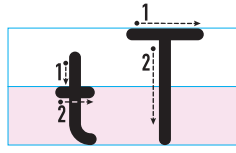
✓ "T" harfini yazalım.





✓ "T" harfini yazalım.





✓ Aşağıdaki satır dizgelerine "T" harfini yazalım.

Handwriting practice row with a dashed 'T' in the first cell and a blank grid for the rest.

Handwriting practice row with a dashed 'T' in the first cell and a blank grid for the rest.

Handwriting practice row with a dashed 'T' in the first cell and a blank grid for the rest.

Handwriting practice row with a dashed 'T' in the first cell and a blank grid for the rest.

Handwriting practice row with a dashed 'T' in the first cell and a blank grid for the rest.

Handwriting practice row with a dashed 'T' in the first cell and a blank grid for the rest.

Handwriting practice row with a dashed 'T' in the first cell and a blank grid for the rest.

Handwriting practice row with a dashed 'T' in the first cell and a blank grid for the rest.

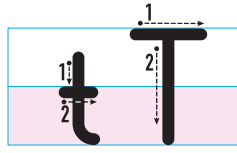
Handwriting practice row with a dashed 'T' in the first cell and a blank grid for the rest.

Handwriting practice row with a dashed 'T' in the first cell and a blank grid for the rest.

Handwriting practice row with a dashed 'T' in the first cell and a blank grid for the rest.

Handwriting practice row with a dashed 'T' in the first cell and a blank grid for the rest.

Handwriting practice row with a dashed 'T' in the first cell and a blank grid for the rest.



✓ Büyük ve küçük "T" harfini yazalım.

T t T t T t T t T t T t T t T t T t

T t T t T t T t T t T t T t T t T t

T t T t T t T t T t T t T t T t T t

T t T t T t T t T t T t T t T t T t

T t T t T t T t T t T t T t T t T t

T t T t T t T t T t T t T t T t T t

T t T t T t T t T t T t T t T t T t

T t T t T t T t T t T t T t T t T t

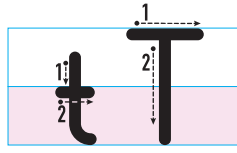
T t T t T t T t T t T t T t T t T t

T t T t T t T t T t T t T t T t T t

T t T t T t T t T t T t T t T t T t

T t T t T t T t T t T t T t T t T t

T t T t T t T t T t T t T t T t T t



✓ Önce okuyalım, sonra yazalım.

a t at at at at at at at at
at at at at at at at at at

at at at at at at at at at at

at at at at at at at at at at

at at at at at at at at at at

at at at at at at at at at at

at at

at at

e t et et et et et et et et
et et et et et et et et et

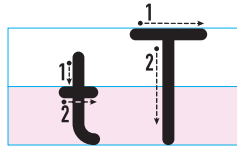
et et et et et et et et et et

et et et et et et et et et et

et et et et et et et et et et

et et

et et



✓ Önce okuyalım, sonra yazalım.

t a ta ta ta ta ta ta ta ta
ta ta ta ta ta ta ta ta ta

ta ta ta ta ta ta ta ta ta ta

ta ta ta ta ta ta ta ta ta ta

ta ta ta ta ta ta ta ta ta ta

ta ta ta ta ta ta ta ta ta ta

ta ta

ta ta

t e te te te te te te te te
te te te te te te te te te

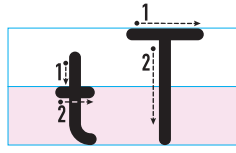
te te te te te te te te te te

te te te te te te te te te te

te te te te te te te te te te

te te

te te



✓ Önce okuyalım, sonra yazalım.

ta n tan tan tan tan tan tan

tan tan tan tan tan tan tan

tan tan

ta t tat tat tat tat tat tat

tat tat tat tat tat tat tat

tat tat

te n ten ten ten ten ten ten

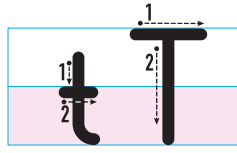
ten ten ten ten ten ten ten

ten ten

ne t net net net net net net

net net net net net net net

net net



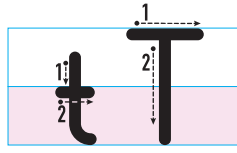
✓ Önce okuyalım, sonra yazalım.

an t ant ant ant ant ant ant
ant ant ant ant ant ant ant
ant ant

A ta Ata Ata Ata Ata Ata Ata
Ata Ata Ata Ata Ata Ata Ata
Ata Ata

e te ete ete ete ete ete ete
ete ete ete ete ete ete ete
ete ete

ta ne tane tane tane tane tane
tane tane tane tane tane
tane tane



✓ Okuduğunuz sözcüklerin renklerine uygun olarak resmi boyayalım.


ete

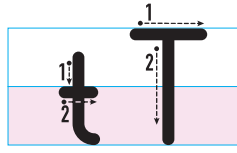
tane




tan

tat





✓ Önce okuyalım, sonra yazalım.



Blank writing area with a dashed line for the middle and a yellow background for the bottom.



Blank writing area with a dashed line for the middle and a yellow background for the bottom.



Blank writing area with a dashed line for the middle and a yellow background for the bottom.



Blank writing area with a dashed line for the middle and a yellow background for the bottom.



Blank writing area with a dashed line for the middle and a yellow background for the bottom.



Blank writing area with a dashed line for the middle and a yellow background for the bottom.



Blank writing area with a dashed line for the middle and a yellow background for the bottom.



Blank writing area with a dashed line for the middle and a yellow background for the bottom.