























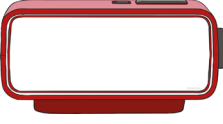



# BİR SAAT ÖNCE - BİR SAAT SONRA

● Aşağıda okunuşu verilen zamanları önce dijital saatin üzerine yazınız. Sonrasında analog saatin üzerine çizin. Bu zamanın bir saat öncesini veya sonrasını ikinci saatin üzerine çizin.

Saat on bir buçuk	→		→		1 saat sonra	
Saat on ikiyi çeyrek geçiyor	→		→		1 saat önce	
Saat üçe çeyrek var	→		→		1 saat sonra	
Saat sekiz	→		→		1 saat önce	
Saat bir buçuk	→		→		1 saat sonra	
Saat dokuzu çeyrek geçiyor	→		→		1 saat önce	
Saat yediye çeyrek var	→		→		1 saat sonra	
Saat beş	→		→		1 saat önce	
Saat altı buçuk	→		→		1 saat sonra	